



Season 2008-2009

58th Annual Report



WATER POLO - An Olympic Tradition

Revision 1

Contents

	Page Number
1. 2008-2009 Officials	1
2. President's Report	3
3. Chief Executive Officer's Report	5
4. Committee Reports	7
4.1 Competition and Grading	7
4.2 Development	11
4.3 Major Events	13
4.4 Finance and Membership	13
4.5 Volunteers and Officials	13
4.6 Communication and Marketing	14
4.7 Constitution and Governance	14
5. Finance Report	15
5.1 Overview	15
5.2 Government Grant	15
5.3 Membership Revenue	16
5.4 Auditor's Report	16
6. State Representative Teams	24
6.1 14 & Under East Coast Challenge	24
6.2 16 & Under National Championships	25
6.3 18 & U Nationals Melbourne, 14-19 April 2009	26
6.4 20 & Under National Championships	27
6.5 23 & Under Men's Club Championship	28
7. Season Statistics & Awards	29
7.1 Premiership Tables	29
7.2 Premiership Teams	32
7.3 Leading Goal Scorer	34
7.4 Best and Fairest	34
7.5 Volunteer(s) of the Year	35
7.6 Club of the Year	35
7.7 National League - Adelaide Jet	35
7.8 Membership Statistics	38
7.9 Governance	39
8. Sponsors	41
9. Media Coverage	42

1. 2008-2009 Officials

LIFE MEMBERS

Ron Howell	Jill Glastonbury (dec)
Bruce Chisholm (dec)	Margaret Jones
Paul Raynor	Jon Harmer
John Bird	Lynn Martin
Des Clark	Gary Mavrinac
Brian Knevitt	Shaun Baker
Peter Bayne	Chris Turner
Graeme Litster	David Martin
Alan Dowling	

HONORARY LIFE MEMBERS (SA Olympians)

Charlie Turner	Michael Turner
Chris Wybrow	Rod Owen Jones
Rafael Sterk	

BOARD OF DIRECTORS

President	Mark Dayman
Secretary	Gary Mavrinac (Part)
Director for Finance	Matthew Richardson (Part)
Director for Membership	John Medcalf
Director for Competition	Graham Barr
Director for National Events	Mark Dayman
Director for Coaching & Development	
Director for Communications	
Director for Volunteers & Officials	George Forrest

OFFICERS & OFFICIALS

Patron	
Vice-Patron	
Public Officer	John Medcalf
Privacy Officer	
Hon. Solicitor	
Chief Executive Officer	Jon Harmer
Administration Officer	Sharron Hall

State Representative Teams

Coaches

14 & Under Boys
14 & Under Girls
16 & Under Boys
16 & Under Girls
18 & Under Boys
18 & Under Girls
20 & Under Men
20 & Under Women
23 & Under Men

Coaches

Tony Hall
Victoria Risby
Anthony Martin
Terril Ashton
Ben Battams
Terril Ashton
Ben Battams
Aaron Coad
Marshall Morley

Managers

Alan McFall
Anna Parnetta
Liz Cameron
Jayne Wedding
Ralf Bonig
Jess Fanto
Mark Dayman
Terril Ashton
Mark Dayman

National League

Coaches

Men
Women

Doug Cocking
Eddie Denis

Managers

Men
Women

Jon Harmer
Terril Ashton

AFFILIATED CLUBS

Adelaide Tritons
Adelaide Vikings
Eastern Saints
Henley Sharks

2. President's Report

This annual report is for the period 1 July 2008 until 30 June 2009. This period has seen SAWPI build its services to members and membership grow the highest level for many years. However, there are opportunities and challenges that will need to be successfully handled if SAWPI is to continue the successful development of its operations.

The highlights of 2008-2008:-

Membership Growth of 21% to the highest level for 12 years. However, the immediate challenge is to build on this for the coming season. We need to recruit enough young players to sustain our Junior Competition and develop a new age group to enable participation in the new National U12 age tournaments.

Junior Development has increased significantly by providing our athletes year round training programs. This is a result of the efforts of Eddie Denis and Jon Harmer putting this program together in a sustainable manner. The key of the success has been the coaching efforts of Terril Ashton, Tony Hall and initially Ben Battams who has temporarily taken an out of town teaching position.

Sponsorship has improved with an increase of funds received by 42% through the support of some new sponsors. SAWPI needs to recruit some support to put a concerted effort to ensure this stream of income continues to grow.

State Competition has developed through the successful operation of the Competition and Grading Committee. This committee has been chaired by Graham Barr - our Volunteer of the Year. You can see from the report in this document the level of commitment this committee has shown to ensuring SAWPI provides its members with the best possible competition. This is very much work in progress with a number of opportunities for improvement continuing to be a focus of this group.

National League was again a challenge for our teams but we were again competitive. It was pleasing to see how parents of players were willing to assist on a regular basis on the table. During the 2009 season SAWPI set new levels of assistance for our draft players. This should help with recruitment. Even though SAWPI lost the major sponsor for National League SAWPI were able to hold the level of cost for players fixed at the same level as the previous year.

World League in Adelaide was an example of how SAWPI can run professional and successful international events. SAWPI received very positive feedback from both AWPI and FINA. In addition to an international event, the World League in Adelaide provided important access to the key people in Water Polo at the highest level. Key SAWPI people to be acknowledged for this success are Jon Harmer and Peter Bayne. Both work tirelessly to ensure our success.

State Teams have seen an increase in our representation with 9 teams (normally 6) being sent away this year. This is due to the 18 and Under competition being State based. SAWPI also sent an Adelaide Jets team to the inaugural 23 and Under Club Championships. While this increase may not seem very significant, we can say we are proving our members more opportunities and we can provide increased capacity of coaching and management.

Eastern Saints has continued to develop as a club and I congratulate the Eastern Saints committee on how their participation in both competition and SAWPI Board has increased. Jon Harmer has provided continual support. The SAWPI community needs to support Eastern Saints continually to ensure the success of the forth Club.

During this year the CEO, Jon Harmer, has continued to development the profile of Water Polo in South Australia. Particular areas of importance that Jon has focused on are our relationship with the office of Recreation and Sport, the manner in which SAWPI has delivered the objectives or our grants, our participation in the development of the Marion Centre and representing SAWPI at the national level. An important aspect for SAWPI is to review our Governance procedures to better define the relationship and roles of the Board and the CEO.

SAWPI does face some quite serious challenges and opportunities. Our organisation needs to focus on the important issues and not be distracted with frustrating minor issues that consume a major amount of time. Our members need to support SAWPI and operate in compliance with established SAWPI procedures.

An important challenge is for SAWPI is to have a Board that is committed in the key areas. As with many organisations SAWPI survives on the efforts of only a few individuals. In 2008-2009 the Board lost the Secretary and Finance Director. Good financial management is critical to our success. While circumstances change and Board positions are voluntary I inform our members that we need committed volunteer assistance to ensure our success. We must also acknowledge that as SAWPI continues to grow more paid staff will be required.

The as yet unsuccessful implementation of the School Alignment has cost the Board significantly in our operations. Much time has been focused on arguing over St Ignatius. This is one of many schools. This matter needs to be resolved and implemented otherwise the significant opportunities presented with the schools competition will not be capitalised on. Our Junior competition will suffer.

Another critical area for SAWPI to provide input of our greatest effort and ability is in regard to the changes we are faced with the development of the Marion Centre and potential changes to the Adelaide Aquatic Centre. For our development and success it is vital the pool regions and pool space availability increases. We must use all avenues to ensure the Adelaide Aquatic Centre retains a pool suitable for Water Polo.

This year has been a challenge but also successful. We need to continue to strive to provide our members the possible services including a good standard of local competition and development opportunities both local and national for our players. SAWPI must also provide training for our coaches and referees.

In closing, I would like to thank all people who have assisted SAWPI throughout the year. Importantly our CEO Jon Harmer, Head Coach Eddie Denis, Administration Officer Sharron Hall, our development coaches, state team coaches, referees and team managers, the Board and Committee members. Also I would like to specifically thank our Volunteer of The Year Graham Barr and Peter Bayne for their high level of assistance in the past year.

Mark Dayman

President

3. Chief Executive Officer's Report

In writing this report I reflect with mixed feelings on the achievements of the past 12 months or indeed on the 2 years coinciding with SAWPI's current 3 year grant agreement with the Office of Recreation & Sport.

Upon accepting the CEO's position within SAWPI's administrative framework, my first request was for people within the administrative structure to see the newly created CEO position as an adjunct to the existing structure of the time and not a replacement for the many volunteers who had given their time so generously.

However what has transpired was the departure within 12 months, of our President, x2 Administrative Officers, x2 Directors of Finance, the Director of Special Events and the departure of 1 or 2 experienced board representatives. Unfortunately, this has meant that much of what has been undertaken in my role has been to "steady the ship" rather than make as significant forward progress as could have been the case with a full compliment at board level.

Despite the above, considerable progress has been made as follows.

- Increased membership at club level
- Unprecedented numbers participating at school level
- Unprecedented participation at National Championship Level.
- Continued growth and consolidation at SAWPI development level
- Continued consolidation of 4th Club
- Unprecedented promotion of Water Polo in S.A. print & electronic media.
- Successful bid for and hosting of Fina Asia/Oceania World League Event

As CEO I have maintained my involvement in the following areas during the 08-09 period.

- Administration of ISSA Schoolboy's & SACSGSA Schoolgirl's Water Polo competitions.
- Assist with the administration of SAWPI Boy's & Girl's 14 & Under and 16 & Under Development Squads and SA State Teams.
- Administration of Grants through Office of Recreation & Sport.
- Assistance with programming and running of SAWPI winter & summer competitions.
- Advertising and recruitment of managers and coaches for x 8 SA representative teams.
- Represent SAWPI at an AWPI administrative level
- Represent Adelaide Jets National League teams at the NWPL administrative level.

In addition to the above the following initiatives have been undertaken or continued over the past 12 months.

- Procurement of increased sponsorship from Caledonian Hotel
- Interstate visit to Melbourne to play Victorian 14 & Under Boys teams pre Jets V Melbourne Tigers.
- Perform duties of Manger & Assistant Coach to the Adelaide Jets men's team.
- Represent SAWPI at ORS meetings for planning process of SAC – State Aquatic Center, Marion.
- Recruitment of x2 O/S Men's players for Jets.
- Continuation of Ready Set Play Water Polo Program

- Preparation throughout NL season and running of SAWPI / Jets Presentation Night.
- Hosting National women's training camp involving China Japan & Australia on AWPI's behalf post World League

Whilst the above are a source of great satisfaction the most disappointing aspect of the past 12 months has been the inability of SAWPI to fully embrace the Schools Alignment structure as proposed in our funding application and accepted and funded accordingly by the Office of Recreation & Sport. Having sourced the most substantial grants in SAWPI's history, the 4th club proposal and School's Alignment structure was pivotal to our success in gaining grant funds. For 1 club to so selfishly undermine the concept to the detriment of the bigger picture of Water Polo in this state is very disappointing.

In closing I would like to thank the following

- The SAWPI board for their continued efforts on behalf of our sport. I would like to make particular mention of SAWPI President Mark Dayman, who has worked tirelessly in many areas for the benefit of SA Water Polo.
- To our sponsors, the Office of Recreation & Sport, Fyfe, EMA Legal, Adelaide Aquatic Center,
- To SASI Head Water Polo coach Eddie Denis for his continued support of SAWPI.
- To SAWPI Administrative Officer Sharron Hall for her assistance.
- To all SAWPI state coaches and managers for their efforts in assisting with our state teams.
- To Terrill Ashton, Ben Battams & Tony Hall for their ongoing work in creating a more professional training environment for SAWPI Development squads.
- To the committee of Eastern Saints Water Polo club for their extraordinary efforts in assisting in creating and developing the 4th Club.

Jon Harmer,

CEO, S.A. Water Polo.

4. Committee Reports

4.1 Competition and Grading

CLUB DEVELOPMENTS

Eastern Saints expanded somewhat this year being able to field teams in the junior ranks (U15 Mixed and U15 Boys) and also in the seniors, B Men competition. In A grade eastern Saints combined with the State 20 & U team to make up a fourth team in that competition and avoid a bye.

Unfortunately there were inequalities in some competitions with respect to strengths, A grade having Vikings and Henley as the two strongest teams and so Vikings also showed depth in numbers in the B grade Men. In the junior ranks Tritons were strong, as usual, especially in the junior girls. Unfortunately there were insufficient numbers of girls in other clubs to be able to hold a viable competition and so a mixed competition was held, which proved to be a success. However, the ideal is to have a competition for each gender and clubs will need to address this aspect in their recruiting campaigns.

Some competitions were plagued by forfeits and clubs are again urged to confirm the commitment of players before entering teams into the leagues. The summer (Pre Christmas) B Grade men and the U17 Boys competition proved to be the most successful in terms of attendance and support and some exciting water polo was played.

Unfortunately no U15 or U17 Girls competitions were held due to a poor distribution of girls between the clubs. U17 girls were accommodated in the B Grade women's teams and in the U15 competition a mixed gender format was used.

JUNIOR COMPETITION

U15 BOYS

This competition ran from 14 October 2008 to 1 April 2009 over 18 rounds. The Vikings team was dominant throughout this competition in terms of numbers and skills. Tritons gave them some stiff competition at times but ultimately Vikings beat them in the final 10 – 6. Matches were generally played in good spirit, but the competition was marred by too many forfeits, in fact 50% of the competition was lost to forfeits. Scratch matches were organised when this occurred, allowing for maximum participation. A SAWPI 95 team was entered, a combination team which made up a fourth team and avoiding the bye.

Forfeited matches 50%

Thirty two boys played in this competition made up as follows:

Vikings – 10,

Tritons – 13,

Eastern Saints – 9

U15 MIXED

This competition also ran from 14 October 2008 to 1 April 2009 over 18 rounds, but a bye could not be avoided as there were five teams entered, two by Tritons and one each from the rest of the clubs. The final was played on the 7 April 2009 with Tritons disposing of Vikings 15 – 5. There was a more even distribution of players between the teams which resulted in evenly matched teams and at time some very exciting matches.

Forfeited matches - 25%

Sixty players participated in the competition from the following clubs:

Tritons -13

Tritons Crocs - 13

Vikings - 15

Henley – 9

Eastern Saints – 10

U17 Boys

This competition ran over 18 rounds from 16 October 2008 to 26 March 2009 with the Grand Final held on 8 April 2009. It was arguably the best competition of all the leagues with close competition and some exciting water polo being played. Tritons dominated the pool matches, losing only three from 18 played but the competition developed in to a close affair with a notable improvement in the play by Henley Boys. Towards the end of the competition they had developed into a really good team and caused an upset by beating the Vikings team and narrowly lost to Tritons in the final 5 – 4. Eastern Saints also developed well in the season and it was clear that the boys enjoyed their competition by the excellent turnout each week. They are to be congratulated on the fine spirit in which all the games were played.

Forfeited matches – 5%

Fifty two players participated as follows:

Tritons – 14

Vikings – 17

Henley – 11

Eastern Saints – 10

SENIOR COMPETITIONS

B GRADE WOMEN

This competition ran from 14 October 2008 to 16 December 2008 over 10 rounds. Henley Sharks dominated the league but some good matches were had by all at some stage of the competition. The four clubs each submitted a team and the Masters also had a team which also created a bye situation. They performed well throughout the competition. Henley beat Tritons 7 – 5 in the final in a close match.

Forfeited matches – 35%

Sixty four players participated as follows:

Henley – 14

Tritons – 16

Vikings – 14

Eastern Saints – 8

Masters - 12

B GRADE MEN

This competition was played over ten rounds from 15 October 2008 to 17 December 2008 with Vikings defeating Eastern Saints SPOC 10 – 8 in the final. Six teams entered the league and the competition proved to be very successful with close, exciting outcomes, but Vikings generally dominating the competition.

Forfeited matches – 17%

Seventy one players participated:

Vikings – 13
Eastern Saints SPOC - 14
Tritons – 16
Vikings BOSA – 11
Henley SMOH – 9
Henley Sharks – 11

A GRADE WOMEN

This competition was held over twelve rounds commencing 27 August 2008 and the final was held on 10 December 2008 when Henley beat Vikings 5 – 3. Vikings dominated this competition losing only two preliminary round matches but then lost to Henley Sharks in the final in a hard fought match. In this competition the “State” 20 & U team filled the fourth club spot as Eastern Saints were unable to field a team at this level and the “State” team provided good competition each week for the three other clubs, instead of the bye.

Forfeited matches – 17%

Forty four players participated in this competition:

Henley Sharks – 14
Vikings – 13
Tritons – 17

A GRADE MEN

This competition was played over twelve rounds from 27 August to 10 December 2008 with the final being contested between Henley Sharks and Vikings. The Vikings and Henley teams dominated the competition throughout and although the “State” 20 & U team bolstered the Eastern Saints team in a combined effort, both they and Tritons could make little impression on the aforementioned teams, who incidentally held 90% of the Jets NWPL team between them. Ultimately Henley beat Vikings in the final by a single goal (13 – 12) having swapped victories between each other throughout the preliminary rounds.

Forfeited matches – 8%

Forty four players participated in the A Grade competition. The breakdown of supporting clubs was:

Henley Sharks – 13
Vikings – 16
Tritons – 15

PREMIER LEAGUE

This was a new innovation to allow a competition to continue without the involvement of the Jets NWPL players (who were focussed on the NWPL) and this “evened the playing fields” as far as the dominant A Grade teams, Henley and Vikings were concerned. Ultimately some good water polo was played and teams were more evenly matched. Younger, junior Jets players were permitted to play as it was estimated that their playing time in the Jets game might be insufficient, but by the end of the competition it was proved otherwise and if this competition is to be continued further consideration to such players being included would need serious reconsideration. Generally it was felt that this competition would be a good Secondary competition for the senior players and would fit into the calendar best after the B Grade Men’s & Women’s primary competition. There was no Women’s Premier B competition as all the women were included in the Premier Women’s level.

MEN'S PREMIER B

This ran over 10 rounds from 4 February 2009 until the finals on 8 April 2009, when Vikings defeated Eastern Saints 11 – 2. This competition was trimmed back to four teams from the initial six after the Jets Women's team had to be withdrawn. Adelaide Vikings dominated this league and topped the ladder and won the finals comfortably.

Forfeited matches – 47%

Forty four players took part divided as follows:

Vikings – 14

Eastern Saints – 9

Tritons – 10

Henley – 11

PREMIER WOMEN

This was played over 7 rounds with separate semi and Grand Finals concluding on 7 April 2009 with Tritons defeating Vikings comfortably 11 – 4. Seven teams were entered and it was a close affair during this competition between the two Tritons teams and the Vikings team with the senior Tritons team ending top of the ladder, Vikings second and Tritons Crocs, third, having disposed of Henley in the Playoffs.

Forfeited matches – 24%

Fifty two players attended this competition as follows:

Tritons – 11

Vikings – 17

Tritons Crocs – 16

Henley – 15

Eastern Saints – 9

PREMIER MEN

This competition was played over 9 rounds from 3 February 2009 and concluded with the Grand Finals held on 7 April 2009 when Tritons somewhat unexpectedly accounted for Vikings, the preliminary round winners, quite convincingly 10 – 6. Vikings lost only one match in the minor rounds. This competition provided good water polo for the good league players as many matches were quite close and exciting and the addition of the "State" 18 & U team provided some competition for the club that would otherwise have had a bye. Furthermore, with only some "junior" Jets players allowed to play there was no major domination by any individual and the emphasis had to be on good team work. Also, by using the "State" team and the first call on players going to this team when playing against the club team, allowed for consistency in the State team and allowed some game time coaching to take place without disadvantaging the club as this was a non counting match. This format was really designed to provide players with a game each week instead of a bye, but also served as an excellent coaching opportunity for the state team when water space was at a premium and training opportunities severely restricted.

This format will be used again next season with some modification on player participation.

Forfeited matches – 17%

Thirty four players participated as follows:

Tritons – 13

Vikings – 12

Henley – 9

CONCLUSION

There were some changes made to formats in the competition which received some resistance, but this is a feature that all members will need to adjust to. With FINA making changes to Age Groupings and to Rules this will inevitably cascade through to the State bodies who will need to adjust and so we will all need to accept change as the only constant. We will in all probability need to adjust our future competitions to the change in our primary venue and to new age groups which is already causing headaches to some clubs, but we have no option but to adjust.

To offset the constantly changing environment we will need to ensure our communication is expedient and pure and that it reaches all members. A more active Competitions and Grading Committee in the last six months has already shown that this is possible and with higher commitment from club members to support their teams in the form of Table Officials and Match Officials, players can look forward to better competition and well organised local leagues matches.

It is this good value for money that the Competition and Grading Committee strives for and the aim is to certainly provide this for the fee paying members. But it does require the continuous commitment of support from all members to achieve this.

Graham Barr

Director for Competitions

4.2 Development

Junior Development Program

- The following Junior Development programs have been undertaken by SAWPI during 2008-9 under the auspice of the CEO Role.
- The total administration of the SA Schoolgirls Water Polo 08-09 competition on behalf of the SACSGSA.
- The administration of the SA Schoolboys Water Polo Competition 08-09 in conjunction with the ISSA.
- Assistance in conjunction with ISSA & SACSGSA with the 3rd Annual SA Water Polo School's Grand Finals concept Term 1 & 4 – 09.
- Continuation of the 14 & Under Water Polo (Junior Adelaide Jets v Junior Melbourne Tigers Exchange with Victoria established Term 1 - 08.)
- Continuation of the Term 4 SAWPI Junior Talent Squad established Term 4 – 07.
- As part of the Grants that were successfully applied for through the Office of Recreation & Sport the following programs have been run.
- SAWPI Ready Set Play Water 'Polo Clinic at AAC - Term 1&2 – 09.
- Development of 2 " new " junior teams at Eastern Saints WPC.
- Continued growth & refinement of SAWPI Junior Development Squads for **Youth** (14 / Under & 16 / Under Girls and Boys) & **Junior** (16 / U & 20 / Under Girls & Boys. (Please find coaches reports attached)

Jon Harmer,

Junior Development Officer / CEO,
S.A. Water Polo.

SAWPI Female Development Squad

Head Coach: Terril Ashton terril@in-business.com.au 0415 819 494

Assistant Coach 14U: Victoria Risby (Coaching term completed with East Coast Challenge)

Volunteer Mentor Coaches (occasional to regular assistance) Jess Martin, Marg Smith, Larry Ellenwood, Tony Hall, Susie Smith, Paxton Barr, Luke Northcott, Tom Dayman, Kate Antle, Jodie Adams, Therese Kearney, George Bretag-Norris, Jo Bowen

Managers: 14U - Anna Panetta
16U Jill Ahmed and Jacquie Copson

Objectives

- To offer female SAWPI members additional skill development beyond school and club
- To provide a stable training program for members interested in State Team selection
- To create a positive, encouraging environment for training
- To provide flexible commitment and payment levels commensurate with athletes' and families' changing needs
- To enhance current skill, fitness and game play for each participant
- To create a community of support for the participants

Training times (9.75 hours/week)

- Mon (swim) 5:45 – 7:30am
- Tues (skills, game) 6 – 8:30pm
- Thurs skills, tactics) 4:30 – 7pm
- Sun (swim, skills, game) 7-10am

* A fifth (swim) session will be added beginning Friday, Sept 4 at Magill pool and open to boys and girls
Cost to participate :- First month is free. When ready to make a commitment or after 1st month which ever comes 1st: \$80/month (approx \$5.00 per session). Training uniform cost: one time purchase approx \$100

SASI

At the time of the preparation of this report Eddie Denis was on leave overseas. When available a report will be added to this document.

The important aspect from the SASI program is the successful development of the SASI athletes that achieved selection in National Teams.

Isobel Bishop Australian Youth Team for Europe and Junior World Championships;

Jess Martin Australian Junior Team for Europe;

Sophie Ricketts Australian Team for World Student Games and AIS Scholarship

Lisa Callahan Australian Team for World Student Games and AIS Scholarship

4.3 Major Events

World League in Adelaide

Undoubtedly SAWPI's most significant achievement in the past 12 months has been the successful application for and running of the World league Event. It was a first for South Australian Water Polo and gave our membership and indeed members of the wider Adelaide community the opportunity to watch world class Water Polo in our own back yard.

I would sincerely like to thank the following for their many and various areas of input to make the World League event the success it was.

The World League Organising Committee.

Peter Bayne	Technical Coordinator
Barbara Frost	Coordinator Volunteers
Sue Harmer	Meeting Secretary/Refresh / Team Packs
Jessica Mangan	Merchandise
Andrea Parrish	Men's Teams Liason
Jane Horsnell	Women's Teams Liason
Alan McFall	Crowd Management/ Signage / Photography
Mark Dayman	Monies collection /Program/Media Liason
Kit Manoel	Assist Peter / Jon / Mark
Nareeda D / Martin	Team Transport
Azlan Wan	Groups Schools/ Cultural
Sharron Hall	Merchandise / Raffle Books
John Medcalf	
Jon Harmer	Chairman / Media Liason / Fina Liason

Sincere thanks to all committee members – We did it !

Sponsors

Thank you to the following sponsors of the World League event for their collective support.

Events SA, Office of Recreation & Sport, Adelaide Aquatic Center, Caledonian Hotel, Regal Park Hotel & AWPI.

4.4 Finance and Membership

Reports on the activities of this group are covered in other sections.

4.5 Volunteers and Officials

SAWPI is a member of Volunteers SA. Volunteers SA has provided support for National League and the World League functions. SAWPI attended an afternoon tea with Minster Tom Koutsantonis

4.6 Communication and Marketing

This committee did not convene.

Excellent marketing and media coverage in 2008-2009. Refer World League and Section 9 Media Coverage.

4.7 Constitution and Governance

This committee was not established and did not convene. However, SAWPI has received a registration of interest from members willing to complete a review of our Governance procedures. This will include at least the following:-

- Review of Board structure. Smaller numbers will be sufficient;
- Inclusion of CEO role in Constitution and By-Laws;
- Changing of Committee structure to a more practical model;

5. Finance Report

5.1 Overview

Our Finance operations have continued to be difficult due to people changing positions and a lack of continuity. During 2009-2010 this is expected to stabilise with the position of Administration Officer continuing with Sharron Hall. This will provide SAWPI with a solid base of knowledge and experience gain in the last 12 months.

Due to other commitments our Finance Director could not complete his duties for the year.

In 2009 SAWPI engaged a consultant to complete the MYOB Chart of Accounts to allow specific financial reporting on our major projects.

There were some very positive aspects of SAWPI operations that can be highlighted in our finance.

Our Grant funds were banked in the previous financial year so should be added to our income and would show substantial growth.

While Nicholas Birdseye could not continue with sponsorship our sponsorship grew by 42%;

Income for Development squads is up by 400% - we are providing a service people require.

As mentioned below Registration income is up by 34%.

In 2009-2010 we look forward to the important benefit of a committed financial team.

5.2 Government Grant

Our current round of Government grants complete 30th June 2010. SAWPI will be preparing a submission for new grant in the first quarter of 2010.

Summarising the grants:-

StEP 1 – Core Business	\$26,000.00	Annually for 3 years;
StEP 2 – State Swim	\$4,000.00	07-08 FY only
StEP 2 – National Championship	\$4,000.00	Each of 07-08 and 09-10 FY
StEP 2 – Athlete Development Program	\$10,000.00	Annually for 3 years;
StEP 2 – 4 th Club Initiative	\$10,000.00	Annually for 3 years;

Each of the grant requires the following reports:

Progress report against obligations in Schedules	28 th February;
Yearly Report against obligations in Schedules	30 th September
Expenditure Report	30 th September

5.3 Membership Revenue

Membership revenue continues to be a major source of income. From this income, SAWPI pay capitation and insurance levy to AWPI. Membership revenue in 2008-2009 increased by 34% to \$35,809.54.

During the 2008-2009 year SAWPI re-established the operation of the Sporting Pulse database. SAWPI caught up the back log of capitation insurance. In 2007-2008 SAWPI paid \$6,593.64 for capitation and insurance. In 2008-2009 SAWPI paid \$19,556.60 for capitation and insurance.

5.4 Auditor's Report

The Auditor's Report for 2008-2009 by Ian McDonald Chartered Accountant is included. Key features of the preliminary information are as follows:

- Accumulated funds at 30 June were \$65,733.28
- An operating loss of \$14,316.89 was recorded for the year.
- Registration Income of \$35,809.54 was received during the year.
- Sponsorship income of \$25,818.18 was received during the year. \$20,750.00 remains unpaid from 06-07 and 07-08 sponsorship agreements.
- Fundraising raised a total of \$434.64.

Section 5.4 of this Annual report has been updated from the version provided at the Annual General Meeting held on 24/08/09. The updates to this section include the Audited financial statements. There have been a number of updates since the initial version of accounts issued to the Auditor. A summary of these changes is recorded below.

Income

- Sales revised from \$19,969.09 to \$19,782.72. Income reduced by \$186.36;
- Dev Squad revised from \$23,371.20 to \$23,289.38. Income reduced by \$81.82;
- Jets Player Levy revised from \$44,955.75 to \$44,683.02. Income reduced by \$272.73

Expenses

- Referee Pay revised from \$2,010.91 to \$1,974.55. Expenses reduced by \$36.36;
- NL Fee revised from \$16,000.00 to \$29,560.00. Expenses increased by \$13,560.00
- Accommodation revised from \$59,020.92 to \$60,002.74. Expenses increased by \$981.82;
- Airfares revised from \$46,470.67 to \$49,050.59. Expenses increased by \$2,579.92;

The changes have resulted in a change from a reported profit of \$3,309.40 to a loss of \$14,316.89.

STATEMENT AND REPORT BY THE COMMITTEE**TO THE MEMBERS OF
SOUTH AUSTRALIAN WATER POLO INC.**

The attached financial statements of South Australian Water Polo Inc. for the year ended 30 June 2009 are, in our opinion properly drawn up:

- (a) so as to present fairly the financial position of the Association as at 30 June 2009 and the results of its operations for the year then ended, and;
- (b) in accordance with the provisions of the Association rules, and;
- (c) in accordance with applicable Australian Accounting Standards.

As at the date of this statement, there are reasonable grounds to believe that the Association will be able to pay its debts as and when they fall due.

During the financial year no;

- (a) officers of the Association,
- (b) firms of which an officer is a member,
- (c) corporation in which an officer has a substantial financial interest,

have received or become entitled to receive a benefit as a result of a contract between the officer, firm or corporation and the Association.


During the financial year the following officers received payments or benefits of pecuniary value as follows;

Nil

Signed according to a resolution of the Committee.



Chairperson



Committee Member

DATED at This 6th day of OCTOBER. 2009

IAN G McDONALD FCA
ABN: 13 550 494 869



22 October 2009

Mr Mark Dayman
President
South Australian Water Polo Inc.
PO Box 1047
PROSPECT EAST SA 5082

Dear Mark

Please find enclosed the signed audited financial statements. As was the case last year the only qualification relates to the verification of the Property, Plant & Equipment.

If further information is required please do not hesitate to contact me.

Yours sincerely



Ian Mc Donald

Liability Limited by a scheme approved
under Professional Standards Legislation

1st Floor,
206 Greenhill Road,
Eastwood, SA, 5063

PO Box 75
Henley Beach
SA 5022

Mobile: 0419 620 906
Residence: 8356 0825
Facsimile: 8356 6397

Email: imd1962@bigpond.net.au

INDEPENDENT AUDITOR'S REPORT

TO THE MEMBERS OF SOUTH AUSTRALIAN WATER POLO INC.

Independence

In conducting my audit, I have complied with the independence requirements of the Institute of Chartered Accountants.

Qualification

I was unable to verify the Total Property & Equipment of \$18,228.82, in the Balance Sheet.

Auditor's Opinion

Subject to the above qualification in my opinion, the financial report presents a true and fair view of the financial position of SA Water Polo Incorporated as of 30 June 2009 and of its financial performance for the year then ended in accordance with the accounting policies described in Note 1 to the financial statements.



IAN G McDONALD FCA
REGISTERED COMPANY AUDITOR

DATED at EASTWOOD this 22nd day of October 2009

South Australian Water Polo Inc

**PROFIT AND LOSS STATEMENT
FOR THE YEAR ENDED 30TH JUNE 2009**

	2008	2009
REVENUE		
Grants		
Grants – State Govt.	54,000.00	5,427.27
Grants Other (World League)		16,500.00
Operating Income		
Bank Interest	24.15	27.97
Club Affiliations	865.44	706.37
Donations	-	500.00
Fundraising	1,849.27	434.64
Sales – Event Tickets	6,850.80	19,782.72
Sales – Publications	1,590.00	180.00
Team Registration – First	1,766.38	2,481.58
Team Registration – subsequent		1,977.27
GST Paid		
Registrations	26,708.17	35,809.54
Development		
Training & Development – Coaching		
Training & Development – Refereeing		900.00
Talent or Development Squad	5,771.43	23,289.38
Accreditation Course		
National Competition		
Accommodation Levy	14,409.73	36,214.96
Airfare		36,006.55
Uniform Levy	2,345.67	1,131.27
Administration Levy		1,743.92
National League - Jets Player Levy		44,683.02
Player Levy	50,576.69	4,026.05
Travel Levy/Car Hire	12,287.11	12,681.17
Sundry Income	48,122.27	5,941.82
20&U Competition	13,980.91	-0.02
Schools Competition		2,072.73
Other Revenue		

Refereeing Income Schools Competitions	5,836.37	
Extraordinary Income (including Quick Books Accounts Receivable Transfer of \$12,259.92)	13,455.37	
Sponsorship	18,063.65	25,818.18
Sundry Revenue	2,019.98	
TOTAL REVENUE	280,523.39	278,336.39

LESS EXPENSE

Operating Expense

Advertising	1,140.00	1,919.29
Affiliations	192.00	154.09
Audit Fees	-	752.73
Bank Charges/Fees	196.11	157.00
Bad Debts	772.00	
Books & Publications	116.36	218.18
Catering	1,220.44	187.95
Communications	160.69	
Consumables	727.00	
Entertainment	159.09	133.63
Room Hire		4,549.31
Exhibition & Promotional	835.37	
Insurance – Director’s	318.18	
Legal fees	80.00	287.50
Medical Expenses		23.18
Meeting/Conference	27.27	136.36
Offices Supplies	191.47	330.31
Pool Hire	23,029.55	28,898.91
Postage	465.90	279.53
Presentation dinner		
Printing & Publishing	1,157.02	745.70
Repairs & Maintenance	142.05	
Refunds/Reimbursement		3,902.60
Sundry Expenses	2,349.80	205.00
Telephone		
Trophies	3,818.54	1,438.37
Uniforms	3,792.07	4,207.55
GST Recovered		

Membership

Capitation & Insurance	6,693.64	19,556.60
Discounts		

Honoraria & Contracts

Administration Officer	8,015.32	10,482.85
Competition Manager	65.20	-
Development Officer	-	-
Wages and Salaries	-	1,680.05
Referee payments	8,511.13	1,974.55
Chief Executive Officer	44,000.20	44,085.09
Information Technology		
Consumables	199.50	949.09
Minor Hardware	-	-
Minor Software	-	375.45
Internet Charges	153.37	243.23
Development		
Coaching payments	3,317.73	10,727.73
Training & Development – Coaching	660.00	480.00
Training & Development – Referee	-	-
Training & Development – Officials	125.00	-
Special Projects		
SASI Program – Coach	11,250.00	9,000.00
School Program – Coaching	120.00	
School Program – Refereeing	-	
National Competitions		
National League Fee	6,206.58	29,560.00
State Team Registration	1,854.55	4,090.91
Travel & Accommodation		
Accommodation	51,892.75	60,002.74
Airfare	39,154.68	49,050.59
Motor Vehicle		
Car Rentals	14,843.32	
Petrol	1,286.70	1,715.73
Taxi fares	35.34	151.48
Motor Vehicle Sundry Expense	1,101.73	
TOTAL EXPENSE	240,377.65	292,653.28
Net Profit / (Loss)	39,868.24	-14,316.89

South Australian Water Polo Inc

**BALANCE SHEET
FOR THE YEAR ENDED 30TH JUNE 2009**

	2008	2009
CURRENT ASSETS		
General Account – ACCU 252838	23,281.64	29,226.03
State Team Account – ACCU 252888	5,212.25	8,043.23
Petty Cash	-40.50	-122.79
Accounts Receivable	69,470.60	69,350.64
Other		
TOTAL CURRENT ASSETS	<u>97,923.99</u>	<u>106,497.11</u>
NON-CURRENT ASSETS		
Property, Plant and Equipment	<u>18,228.62</u>	<u>18,228.62</u>
TOTAL NON-CURRENT ASSETS	<u>18,228.62</u>	<u>18,228.62</u>
Current Liabilities		
Accounts Payable	<u>36,992.28</u>	<u>56,673.19</u>
GST Payable	<u>-225.58</u>	<u>2,319.46</u>
TOTAL CURRENT LIABILITIES	<u>36,738.95</u>	<u>58,992.65</u>
TOTAL LIABILITIES	<u>36,738.95</u>	<u>58,992.65</u>
NET ASSETS	<u>79,413.86</u>	<u>65,733.28</u>
TOTAL MEMBERS' FUNDS	<u>79,413.86</u>	<u>65,733.28</u>

Fixed Assets

Date Purchased	Description	Quantity	Amount
28/07/97	Anti Wave Goals	2	3,350.00
21/12/98	Timing equipment	1	2,725.00
30/12/98	Digital Camera	1	499.00
07/07/99	3 Burner Barbecue	1	200.00
13/10/99	Storage Bin	1	64.00
03/02/00	Folding Goals	2	2,545.00
05/03/01	SAWPI Banner	1	159.50
15/06/01	Storage Bin	1	52.50
10/01/04	Storage Cabinet	1	323.64
15/05/04	Computer System	1	3,018.18
08/10/05	Fax Machine	1	599.00
20/12/07	Scoreboard	1	4,692.80
	TOTAL		<u>18,228.62</u>

6. State Representative Teams

6.1 14 & Under East Coast Challenge

Sydney, NSW July 2009

BOYS

NAMES	CLUBS
Billy McFall	Vikings
William Jordan	Tritons
Daniel Hall	Tritons
James Brogdan	Henley
Harrison Gibbs	Henley
Luke Macolino	Vikings
Kyle Jacobsen	Vikings
Jack Hewson	Vikings
Michael Carter	Tritons
Alex Richardson	Tritons
Tom McVann	Tritons
Liam McHugh	Tritons
Cameron Den Dekker	Vikings
Coach:	Tony Hall
Manager:	Alan McFall

GIRLS

NAME	CLUB
Victoria Ketter	Qld draft
Alexandra Procter	Eastern Saints
MegMartin-Dashwood	Henley
Chelsea Allen	Tritons
Catherine O'Sullivan	Eastern Saints
Ashlee Othen	Tritons
Judith Venning	Tritons
Adrienne Scott	Vikings
Suzannah Hewson	Vikings
Adrienne Forte	Eastern Saints
Rebecca Slimming	Tritons
Alisa Ahmed	Tritons
Coach:	Victoria Risby
Manager:	Anna Parnetta

Results:	VIC	8-10	Win	VIC	7-6	Win
	QLD	11-4	Loss	QLD(W)	12-2	Loss
	NSW(B)	24-0	Loss	NSW(W)	9-1	Loss
	NSW(W)	6-9	Win	NSW(B)	22-2	Loss
	QLD(M)	13-1	Loss	QLD(M)	30-0	Loss
Playoff 1	QLD	8-6	Loss	Playoff1 QLD(W)	8-1	Loss
Playoff 2	VIC	7-5	Win	Playoff 2 VIC	11-6	Loss

Placing: 5th from 6

Placing: 6th from 6

Tournament Highest Scorer	Dan Hall (18goals/7games)	Alexander Procter (5goals/7games)
---------------------------	------------------------------	--------------------------------------

6.2 16 & Under National Championships

Challenge Stadium, Perth, WA, 29 September -5 October 2008

BOYS

NAMES	CLUBS
Michael Sloan	Vikings
Paxton Barr	Tritons
Lachlan Cameron	Vikings
Ben Mortimer	Tritons
Patrick Wells	Vikings
David Harvey	Tritons
Josh Harvey	Tritons
James White	Henley
William Dayman	Vikings
Charlie Horsnell	Henley
Karl Bonig	Vikings
Hamish Burns	Eastern Saints
Milan Dobrijevic	Eastern Saints
Coach:	Anthony Martin
Manager	Liz Cameron

GIRLS

NAME	CLUB
Nyssa Wedding	Tritons
Alexandra Thomas	Henley
Chloe Barr	Tritons
Emma Opie	Vikings
Jodie Adams	Tritons
Lucinda Swan	Tritons
Adele Languesch	Tritons
Kathleen McHugh	Tritons
Alex Carter	Tritons
Gabriella Morris-Tester	Tritons
Shana Ahmed	Tritons
Madeleine Roberts	Vikings
Rebecca Copson	Tritons
Coach:	Terril Ashton
Manager:	Jayne Wedding

Results:	QLD(M)	7-1	Loss	QLD(M)	10-0	Loss		
	VIC	9-3	Loss	Japan	14-3	Loss		
	TAS	5-1	Win	VIC	7-5	Loss		
	QLD(W)	10-7	Loss	WA(B)	8-3	Loss		
	WA(B)	11-7	Loss	QLD(W)	15-2	Loss		
	NSW(W)	10-1	Loss	WA(G)	6-5	Loss		
	WA(G)	9-2	Loss	NSW(W)	11-4	Loss		
	NSW(B)	17-0	Loss	NSW(B)	16-1	Loss		
	ACT	14-3	Win	ACT	8-8	Draw		
	VIC(W)	5-2	Win					
	7v8	Qld(W)	5-4	Loss	9v10	ACT	6-5	Loss

Placing: 8th from 11
 Highest Scorer Paxton Barr (20goals/11games)
 Paxton Barr named in team of Tournament

10th from 10
 Chloe Barr (12 goals/ 10 Games)

6.3 18 &U Nationals Melbourne, 14-19 April 2009

BOYS

NAMES	CLUBS
Gabriel Addley	Victorian Draft
William Dayman	Vikings
Paxton Barr	Tritons
David Harvey	Tritons
Tom Schell	Tritons
Thomas Dayman	Vikings
Lachlan Cameron	Vikings
George Bretag-Norris	Vikings
Sam Zanelli	Henley
Charlie Horsnell	Henley
Karl Bonig	Vikings
Hamish Burns	Eastern Saints
Jonathon Mahoney	Henley
Coach:	Ben Battams
Manager:	Ralph Bonig

GIRLS

NAME	CLUB
Camilla Birch	Tritons
Stephanie Inat	Tritons
Shannon Adams	Tritons
Adele Langusch	Tritons
Isobel Bishop	Tritons
Jodie Adams	Tritons
Chloe Barr	Tritons
Emma Opie	Vikings
Alexandra Thomas	Henley
Rachel Parletta	Tritons
Nyssa Wedding	Tritons
Coach:	Terril Ashton
Manager:	Jessica Fanto

Results:

	VIC	9-7	Loss
	QLD(W)	8-9	Win
	NSW(B)	23-6	Loss
	NSW(W)	6-5	Loss
	QLD(M)	16-7	Loss
	WA	21-3	Loss
Playoff 1	QLD(W)	6-8	Win
Playoff 1	VIC	12-11	Loss

Placing 6th from 7

Highest goal scorer Tom Dayman (19 goals/8 games)

	VIC	4-7	Win
	QLD(W)	13-9	Loss
	NSW(W)	16-4	Loss
	NSW(B)	19-7	Loss
	QLD(M)	24-4	Loss
	VIC	13-2	Win
	WA	19-10	Loss
Playoff 6 v 7	VIC	9-6	Loss

Placing 7th from 7

Tournament Highest goal scorer Isobel Bishop(19 goals/ 7 games)

Isobel Bishop named in Australian Squad

6.4 20 & Under National Championships

Sydney, NSW 20-25th January 2009

BOYS

NAMES	CLUBS
Daniel Corey	NSW Draft
Tom Dayman	Vikings
Lachlan Cameron	Vikings
Connor Martin	NSW Draft
Luke Northcott	Henley
George Bretag-Norris	Vikings
Daniel Parrish	Vikings
Alex Dellamalva	Vikings
Will Dayman	Tritons
Josh Frost	Vikings
Paxton Barr	Tritons
Charlie Horsnell	Henley
Hamish Burns	Eastern Saints
Coach:	Ben Battams
Manager:	Mark Dayman

GIRLS

NAME	CLUB
Victoria Risby	Henley
Edwina Birdseye	Henley
Katherine Antel	Tritons
Jessica Martin	Henley
Isobel Bishop	Tritons
Sorcha Murphy	Vikings
Sarah Forrest	Henley
Pascale Kerry	Vikings
Kimberley Green	Vikings
Chloe Barr	Tritons
Alexandra Thomas	Henley
Elissa Dearman	Vikings
Emma Opie	Vikings
Coach:	Aaron Coad
Manager:	Terril Ashton

Results:	QLD	16-6	Loss	QLD	20-4	Loss	
	NSW(W)	21-11	Loss	NSW(W)	11-8	Loss	
	VIC	19-11	Loss	VIC	16-15	Loss	
	WA	12-5	Loss	16S	11-7	Win	
	NSW(B)	23-1	Loss	WA	16-11	Loss	
Playoff 5v6	QLD	15-9	Loss	NSW(B)	18-4	Loss	
				Playoff1	16s	13-8	Win
				Playoff2	VIC	16-5	Loss

Highest Scorer: Luke Northcott (16 from 7 games) Iso Bishop (20 from 8 games)

Placing: 6th from 6 6th from 7

Australian Squad: Iso Bishop
Jess Martin

6.5 23 & Under Men's Club Championship

SAWPI sent an Adelaide Jets Team to this inaugural Club championship. The championship is designed to keep this age group of players in Water Polo competition. The competition offers prize money.

Participating in this competition ensures the Adelaide Jets will be able to compete in future Championships. The organisers Consolidated Sports plan to limit the number of clubs participating to 10.

The tournament had some quite unique rules to ensure a balance in participation for all players.

SAWPI ensured the cost of participation for our players was kept low. The Adelaide jets were allowed 2 marquee players - David Will and Marshall Morley.

MEN

NAMES	CLUBS
Marshall Morley	Tritons
Anthony Martin	Henley
Joshua Frost	Vikings
George Bretag-Norris	Vikings
Tom Dayman	Vikings
Lachlan Cameron	Vikings
David Will	Draft
Paxton Barr	Tritons
William Dayman	Vikings
Luke Northcott	Henley
Patrick Weller	Draft
Coach:	Marshall Morley
Manager:	Mark Dayman

Unfortunately the organisation of the tournament was a little below normal being the first tournament. The jets were competitive but completed their 4 games of the minor round with 25 hours of arriving. The Jets did not have a play off game. Full results were to be published and score sheets were requested but no delivered. No results are available expect "bits and pieces" as shown to the right.

8. Current Ladder Positions (both groups)

U23 2009	Played	Won	Drew	Lost	Disqualified	Goals For	Against	Points
Group A Teams								
Sydney Uni	4	4	-	-	-	35	28	8
Breakers	4	3	-	1	-	42	24	6
Victoria	4	2	-	2	-	34	34	4
Cronulla	4	1	-	3	-	28	35	2
Adelaide	4	-	-	4	-	33	51	0
Group B Teams								
Drummoyne	3	3	-	-	-	23	13	6
Wests	3	1	1	1	-	28	24	3
Balmain	3	-	2	1	-	23	31	2
Brisbane	3	-	1	2	-	19	25	1

9. Leading Goal Scorers (both groups)

Leading Goal Scorers (includes Finals Series)	Goals	Games	Average
David Will (Adelaide)	13	4	3.25
Johnno Cotterill (Wests)	12	3	4.00
Billy Miller (Breakers)	12	4	3.00
Sam Robertson (Breakers)	10	4	2.50
Luke Northcott (Adelaide)	9	4	2.25
Anthony Martin (Cronulla)	9	4	2.25
Daniel Streets (Breakers)	9	4	2.25
Rhys Howden (Brisbane)	7	3	2.33
Tim Cleland (Drummoyne)	7	3	2.33
Craig Hammond (Victoria)	7	4	1.75
Jarrold Gilchrist (Victoria)	7	4	1.75
BJ Howden (Brisbane)	6	3	2.00
Chris Dyson (Balmain)	6	3	2.00
Ritchie Campbell (Wests)	6	3	2.00
Tom Dayman (Adelaide)	6	4	1.50
Stephen Lewis (Victoria)	6	4	1.50
Nathan Cargill (Sydney Uni)	6	4	1.50

7. Season Statistics & Awards

7.1 Premiership Tables

A Men	G	W	L	D	F	Pts	GF	GA
Henley	12	10	2	0	0	32	131	68
Vikings	12	10	2	0	0	32	125	73
20&U	12	3	9	0	0	18	74	116
Tritons	12	1	11	0	0	14	47	120

Semi Final

Vikings (15) defeated Eastern Saints (1)

Grand Final

Henley (14) defeated Vikings (11)

A Women	G	W	L	D	F	Pts	GF	GA
Vikings	12	10	2	0	0	32	85	59
Henley	12	6	6	0	1	24	67	73
20&U	12	4	7	1	3	21	73	73
Tritons	12	3	8	1	0	19	62	82

Semi Final

Henley (5) defeated Tritons (4)

Grand Final

Henley (5) defeated Vikings (4)

B Men	G	W	L	D	F	Pts	GF	GA
Vikings	10	9	1	0	0	28	134	79
ES SPOC	10	5	4	1	0	21	101	94
BOSA(Vikings)	9	4	4	2	1	20	83	68
Henley	10	4	4	2	1	20	68	80
Tritons	9	3	6	1	1	17	61	76
Henley SMOSH	10	2	8	0	1	14	69	119

B Women	G	W	L	D	F	Pts	GF	GA
Henley	9	8	1	0	0	25	65	18
Tritons	8	5	3	0	0	18	62	31
Women's Masters	7	4	3	0	1	15	45	36
Vikings	8	2	6	0	3	12	29	64
Eastern Saints	8	1	7	0	3	10	23	75

U17 Boys	G	W	L	D	F	Pts	GF	GA
Tritons	18	15	3	0	0	48	187	91
Vikings	18	12	6	0	1	32	153	116
Henley	18	8	9	1	0	35	138	139
Eastern Saints	18	0	17	1	1	19	67	199

Semi Final

Henley (7) defeated Vikings (5)

Grand Final

Tritons (5) defeated Henley (4)

U15 Boys	G	W	L	D	F	Pts	GF	GA
Vikings	17	15	1	1	0	48	248	90
Tritons	17	12	4	0	0	42	212	125
SAWPI Born 95	17	6	11	1	2	29	113	211
Eastern Saints	17	0	17	0	16	17	75	222

Grand Final

Vikings (10) defeated Tritons (6)

U15 Mixed	G	W	L	D	F	Pts	GF	GA
Tritons Crocs	15	10	4	1		36	150	93
Vikings	15	10	5	0		35	111	116
Henley	15	8	5	1		31	122	102
Tritons	14	7	7	0		28	139	93
Eastern Saints	14	0	14	0		14	63	181

SEMI FINAL

Vikings 11 d Henley 10

Tritons 11 d Tritons Crocs 5

FINAL

Tritons Crocs 14 d Henley 6

Tritons 15 d Vikings 5

Premier League Men	G	W	L	D	F	Pts	GF	GA
Vikings	6	5	1	0	0	21	52	31
Tritons	6	3	3	0	0	15	46	32
Henley	6	1	5	0	3	6	20	55

Grand Final

Tritons (10) defeated Vikings (6)

Premier B Mens	G	W	L	D	F	Pts	GF	GA
Vikings	7	5	1	1	0	23	64	27
Eastern Saints	7	4	3	0	2	17	52	45
Tritons	7	2	5	0	0	13	51	60
Henley	7	2	5	0	5	8	19	43
Vikings Black	4	1	2	1	1	7	25	36

Play Off

Henley 11 defeated Tritons 10

Grand Final

Vikings 11 defeated Eastern Saints 2

Premier League Women	G	W	L	D	F	Pts	GF	GA
Tritons	5	4	1	0	0	17	51	22
Vikings	5	4	1	0	1	16	38	20
Tritons Crocs	5	3	2	0	0	14	41	26
Henley	5	2	2	1	1	11	27	39
Eastern Saints	5	1	3	1	2	7	22	45
Masters	5	0	5	0	0	5	28	55
State 18&U	5	0	0	0	0	0	0	0

Play Off

Tritons Crocs 15 defeated Henley 0

Grand Final

Tritons 11 defeated Vikings 4

7.2 Premiership Teams

Under 15 Mixed

Commonwealth Bank Perpetual Cup

TRITONS

S Laparidids

C Allen

L Swan

J Venning

C Barr

L Swan

A Othen

N Jordan

G Morris Tester

J Allen

E Scanlon

P Mortimer

N Jordan

G Morris Tester

Under 15 Boys

Coca Cola Bottler's Perpetual Shield

VIKINGS

L Macolino

C Den Dekker

T Oosterholt

D Baker

W Dayman

L Robinson

J Lahnstein

O Nicholls

B McFall

Premier B Men

VIKINGS

Gary Mavrinac

A Zurche

A Robinson

M Den Dekker

S McEwin

S Baker

P Carter

J McGovern

S Dearman

R Flemming

Under 17 Men

Slim Cooper' Perpetual Shield

TRITONS

W Crouch

G Laparidis

A Smith

M Briggs

D Burnett

L Hedges

A Flavel

P Barr

D Hall

B Mortimer

D Harvey

J Harvey

B Grade Women**HENLEY**

M Thomas

N Williams

M Turvey

A Thomas

D Gill

L Paku

S Brogden

C South

S Kennedy-Andrew

N Williams

C James

B Grade Men*Fred Angus Perpetual Trophy***VIKINGS**

K Winter

M Woods

J McGovern

S Baker

S McEwin

R Flemming

P Carter

S Dearman

A Zurche

A Robinson

M Den Dekker

G Mavrincac

A Grade Women*Ron Howell Perpetual Shield***HENLEY**

V Risby

A Besanko

J Martin

A Thomas

E South

A Richardson

R Maksimovic

S Ricketts

SJ Forrest

A Grade Men*Brighton Cement Works Perpetual Shield***HENLEY**

D Martin

N Martin

M Martin

L Northcott

T Martin

W Gibbs

P Martin

A Martin

B Morris

C Horsnell

Premier League Women

HENLEY

Jamie Burns
 Karen Schell
 Katherine Schell
 Topa Petit
 Camilla Birch
 Tiera Mikuzis
 Katherine Antle
 Shannon Adams
 Susi Smith
 Brianne Rositano
 Therese Kearney
 Stine Hoj

Premier League Men

TRITONS

Jason Wedding
 David Harvey
 Anton Holmes
 Shaun Curtis
 Nicholas Seret
 Paxton Barr
 Derek Seret
 Dan Hall
 Nick Jordan
 Ton Schell
 Luke Curtis
 Henry Jordan

7.3 Leading Goal Scorer

A GRADE MEN	Matthew Martin	Henley	34 goals
A GRADE WOMEN	Lisa Callahan	Vikings	31 goals
B GRADE MEN	Michael Woods	Vikings	43 goals
B GRADE WOMEN	Tierra Mikuzis	Masters	14 goals

7.4 Best and Fairest

UNDER 15 Mixed	Alisa Ahmed	Tritons
	Kaden Huyhn	Henley
UNDER 15 BOYS	William Dayman	Vikings
UNDER 17 MEN	Paxton Barr	Tritons
<i>Charles Scalzi Trophy</i>		
A GRADE MEN	Matthew Richardson	Vikings
<i>Harold Culgan Memorial Cup</i>		
A GRADE WOMEN	Lisa Callahan	Vikings
B GRADE MEN	Michael Woods	Vikings
B GRADE WOMEN	Nyssa Wedding	Tritons
	Tierra Mikuzis	Masters

7.5 Volunteer(s) of the Year

Paul Raynor 'Life Member' Trophy

Graham Barr

7.6 Club of the Year

City of Adelaide Jubilee Trophy

Tritons

Basis of calculation agreed by the SAWPI Board

Premierships won

New members

Australian Representation

SAWPI Board Participation

Volunteers to assist World League

National League Players

State Team Players

7.7 National League - Adelaide Jet

The 2009 National Water Polo League season was the 19th successive year of involvement in the Australian National League for the Adelaide Jets men and the 6th for the Jets women. Whilst there were some very memorable games for both teams the season was still very much a “mixed bag” for both the Men’s and Women’s teams.

A final ranking of 11th out of 12 for the men and last place for the women still leaves our teams well short of our stated goal of playing finals. Having said that, a vastly improved goal difference for the Jets Women’s team points to a far more competitive effort from them in 2009.

Sponsorship

- In 2009 it was extremely pleasing to have the support of **Fyfe Engineering** as a major sponsor of the Jets and **EMA Legal’s** support also. Thank you to both Fyfe and EMA.
- In 2009, the Adelaide Jets also benefited from the continued and valued support of regular supporters, **West Lakes Dental Clinic**, **Adelaide Aquatic Centre** and **SASI**. The support of all our sponsors is vital to the viability and success of our teams, and on behalf of our teams I thank all of our sponsors for their continued support.
- The Jets were also fortunate to receive significant sponsorship and a “social base” courtesy of the **Caledonian Hotel**. Post match award presentations at the Cali provided a much appreciated opportunity for Jets and opposition players to mix socially post match.

Milestones

- **150+** career game **Anthony Martin**

2009 season Thank you’s

During the 2009 season we saw the continued success of the standard of presentation of our home games. Crowd numbers were very good, with the home town support certainly appreciated by our teams. It is a little known fact to our local supporters that the attendance at Adelaide Jets games is

better than the vast majority of interstate venues. The professional game day presentation of the Jets game is also received very favorably by our interstate visitors.

The assistance of the Volunteer SA organisation was of invaluable benefit this year. Thank you to Barbara Frost for overseeing their involvement. Thank you to the many parents, relatives and friends for their support with table duties and sundry other set up / pack up duties on game days.

Thank you also to our men's import players Will Sausse and Joel McKown (USA) and women's imports, Dana Wawrzynski and Maggie Hatcher (USA) for their efforts for the Jets for 2009. They not only augmented the Jets playing roster but were more than happy to assist at the club level as players, coaches and referees. Thanks guys !

Thank you to the Perry/Bishop family, the Northcott family, the Parrish family and Bretag/Norris family for their collective contributions in hosting our 4 American import players. It is genuinely appreciated! Thank you very much on behalf of all involved with the Jets !

Lastly, a particularly big thank you to National League coaches Eddie Denis and Doug Cocking for their involvement with the Women's and Men's team respectively.

Eddie and Doug's coaching involves countless hours of dedication to training, matches and interstate road trips away from their young families. Thank you for your commitment to the cause of SA Water Polo. Thank you also to Terrill Ashton for her considerable coaching and managerial support with the Jets Women.

In conclusion, I wish to congratulate one and all who have been involved with our National League teams this year. As a lesser water polo state by virtue of participants we have, unlike our counterparts in Tasmania and ACT, managed to maintain our involvement in the National League, thus ensuring a pathway for our elite athletes.

Sincerely,

Jon Harmer,

Adelaide Jet's National League Delegate.

Player Lists

ADELAIDE JETS - MENS TEAM				ADELAIDE JETS - WOMENS TEAM			
	NAME	AGE	HEIGHT		NAME	AGE	HEIGHT
1	Nathan Portlock	32	194	1	Victoria Risby	19	180
2	Nicholas Martin	25	189	2	Catriona Murphy	20	164
4	Joel McKown (Import)	23	195	3	Maggie Hatcher (Import)	23	170
5	Luca Vezzosi	23	181	4	Jessica Martin	18	177
6	Tim Martin	24	187	5	Isobel Bishop	17	180
7	Luke Northcott	19	191	6	Sorcha Murphy	18	171
8	George Bretag-Norris	17	198	7	Kate Antle	18	171
9	Tom Dayman	18	185	8	Brianna Rositano		
10	Anthony Martin	22	182	9	Kimberley Green	19	167
11	Daniel Parrish	18	178	10	Sophie Ricketts	20	179
12	Will Gibbs	20	195	11	Lisa Callahan	23	176
13	Joshua Frost	18	185	12	Sarah Forrest		
14	Lachlan Cameron	15	178	13	Dayna Wawrzynski (Import)	22	171
15	Paxton Barr	16	180	14	Edwina Birdseye	18	161
18	Marshall Morley	23	196	15	Ali Thomas		
19	William Dayman	14	192	16	Nyssa Wedding		
22	Will Sause	23	180				

Award Winners

Highest Goal Scorer	Men	Luke Northcott
Most Improved	Men	Paxton Barr
Coaches Award	Men	Luke Northcott
Best Team Player	Men	Nathan Portlock
The Des Clark Award - MVP Men.		Luke Northcott
Most Improved	Women	Isobel Bishop Shopie Rickets
Coach's Award	Women	Sarah Forrest
Best Team Player	Women	Kimberly green
Highest Goal scorer	Women	Lisa Callahan
The Jill Glastonbury Award – MVP Women.		Lisa Callahan

2009 Results

ADELAIDE JETS - MENS TEAM			ADELAIDE JETS - WOMENS TEAM		
KFC Breakers	Lost	15-5	KFC Breakers	Lost	12-10
Brisbane Barracudas	Lost	11-9	Brisbane Barracudas	Lost	17-9
KFC Breakers	Lost	20-3	KFC Breakers	Lost	10-8
Brisbane Barracudas	Lost	9-6	Brisbane Barracudas	Lost	13-2
West's Magpies	Lost	7-18	Uni NSW Killer Whales	Drew	11-11
West's Magpies	Drew	10-10	Uni NSW Killer Whales	Lost	7-9
Drummoyne Devils	Lost	6-8	Drummoyne Devils	Lost	5-9
Drummoyne Devils	Lost	6-14	Drummoyne Devils	Lost	4-11
Fremantle Mariners	Lost	10-18	Fremantle Marlins	Lost	9-21
Fremantle Mariners	Lost	7-18	Fremantle Marlins	Lost	2-12
Cronulla Sharks	Lost	12-14	Cronulla Sharks	Lost	5-11
Cronulla Sharks	Lost	7-8	Cronulla Sharks	Lost	7-11
Sydney Uni Lions	Lost	6-15	Sydney Uni Lions	Lost	5-12
Sydney Uni Lions	Lost	7-21	Sydney Uni Lions	Lost	9-13
Hunter Hurricanes	Lost	15-5	Hunter Hurricanes	Lost	14-10
Hunter Hurricanes	Lost	15-8	Hunter Hurricanes	Lost	10-7
Balmain Tigers	Lost	12-9	Balmain Tigers	Lost	17-9
Balmain Tigers	Lost	17-6	Balmain Tigers	Lost	13-9
Victorian Tigers	Lost	19-9	Victorian Tigers	Lost	15-9
Victorian Tigers	Lost	16-8	Victorian Tigers	Lost	17-12
Adelaide Jets	Won	14-8	UWA Comets	Lost	7-11
Adelaide Jets	Won	13-12	UWA Comets	Lost	6-7

7.8 Membership Statistics

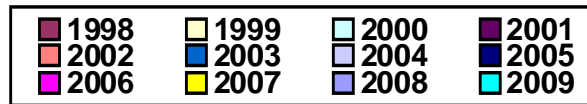
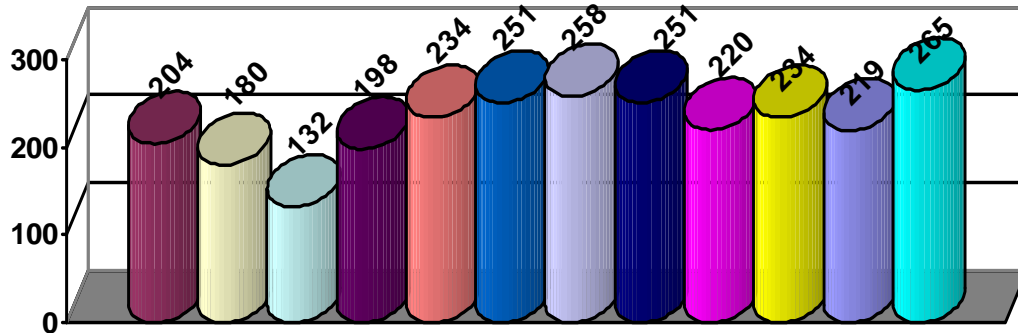


Figure 1: Registration - 12 Year Trend
(excluding non-playing Life Members)

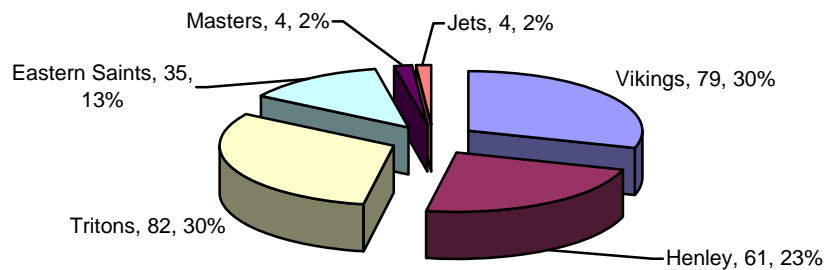


Figure 2: Membership - Club Percentage

	MALE		FEMALE		NEW
	Senior	Junior	Senior	Junior	
Tritons	14	30	11	27	25
Vikings	26	34	11	8	18
Henley	21	15	17	8	18
Saints	7	16	4	8	20
Masters			4		
Jets	2		2		
	68	85	49	51	
	165		100		
	265				

Table 1: Membership breakdown

Note: Figures as at July 2008

7.9 Governance

BOARD	Sep	Oct	Nov	Dec	Jan	Feb	Mar	Apr	May	Jun	July	Aug	TOTAL
M Dayman	Y	Y	Y	Y	Y	Y	Y	Y	Y	Y	Y	Y	12
J Medcalf	Y	Y	Y	Y	Y	Y	Y	Y	Y	Y	Y	Y	12
M Richardson	Y	Y	A	Y	Y	Y	Y	Y	A	Y	A		8
G Barr	Y	Y	Y	A	Y	Y	Y	Y	Y	Y	Y	Y	11
R White	Y	A	Y	Y	A		Y	Y	Y	Y	Y	Y	9
D Dayman					P	Y	Y	Y	Y	Y	Y	Y	8
W Middleton										Y	Y	Y	3
G Forrest	Y	Y	A-P	P		Y				Y			4
K Green	Y	Y	A-P										2
A Shem	Y	A											1
G Mavrinac		Y	Y	A	Y								3
M Manojlovic											Y	Y	2
A Panetta – ES			P										1
B Dearman – V			P										1
M Burns – ES				P									1
J Forte – ES					P								1
G Lister ES						P							1
J Horsnell - H						P							1
M Zanelli - H						P							1
L Lahnstein V						P							1
A Colley ES								P	P				2
STAFF													
J Harmer	Y	Y	Y	Y	Y	Y	Y	Y	Y	Y	A	Y	11
S Hall			Y	A	Y	A	Y	Y	Y	Y	Y	Y	8

Committees - Board Attendees	State League	World League	2007 AGM	School Alignment	ORS Training
M Dayman		Y	Y	Y	Y
J Metcalf	Y	Y	Y	Y	Y
G Barr	Y		Y	Y	
D Dayman	Y			Y	
R White	Y		Y	Y	
M Manojlovic	Y			Y	
Staff					
J Harmer				Y	Y

In addition to the above Board participation in Committees for SAWPI operations the following is a list of activities formally undertaken by the CEO Jon Harmer.

- 2 AWPI National Conferences - Sydney
- National League delegates meetings – Sydney
- Australian Water Polo Hall of Fame dinner.- Sydney
- 2 Joint Management meetings at SASI representing SAWPI with AWPI, & SASI.
- Numerous meetings at ORS representing SAWPI on SAC (State Aquatic Centre) planning committee.
- All Eastern Saints Club Meetings when in SA
- AUS Mens Team Manager 2009 Europe Tour & World Championships in Rome 09

8. Sponsors

South Australian Water Polo Inc would like to thank their sponsors for the past season, without whose help, many aspects of our sport would not be able to be accomplished.

2008-2009 was a challenging year for sponsorship. At the commencement of our season sponsors were faced with the Global Financial Crisis. This resulted in some sponsors not being able to continue as planned.

It is hoped that the sponsors have valued their association and continue to support water polo in this State.

2008-2009 Sponsors.

Government of South Australia through the
Office for Recreation and Sport

Adelaide Aquatic Centre

Fyfe Pty Ltd

Private Corporate Sponsor

Caledonian Hotel

EMA Legal Pty Ltd

West Lakes Dental Clinic

9. Media Coverage

These press clippings represent a high portion of the media coverage attracted over the past season.

Best in polo to hit pool

BEN HYDE
ADELAIDE has staved off bids from Melbourne and Brisbane to host the Asia-Oceania qualifying round for this year's FINA Water Polo World League.

In what SA Water Polo chief executive Ian Harmer described as "a major coup for South Australia", Adelaide will host some of the world's best players.

The Australian men's and women's teams headline the tournament at Adelaide Aquatic Centre from May 22-25.

The Aussie Stingers women's team, Olympic bronze medal winner in Beijing, faces off against Japan, China and New Zealand in qualifying. The team aims to qualify for the finals and improve on its strong World League record, having won silver in 2007, bronze last year and in 2006.

The Aussie Sharks men's team meets Japan, New Zealand and Iran. After finishing eighth at last year's Beijing Olympics, they hope to progress to the World League finals and better their bronze medals of 2007 and 2008.

Harmer said the tournament gives South Australians a chance to see world-class water polo. "SA Water Polo looks forward to showcasing the unique combination of strength, endurance, speed, skill and raw aggression that makes water polo," he said.

INTERNATIONAL WATER POLO
May 22 - 24
Adelaide Aquatic Centre
National Teams of Australia, New Zealand, China, Japan & Iran
BOOK NOW
www.sa-waterpolo.com.au
5225 8632
At the AAC 0507

Jets ready to fire
ADELAIDE'S water polo team is set to make a splash in the international arena when they host the 2008-09 FINA Water Polo World League in Adelaide from May 22-25.

Raising SA's Barr
WE'VE COME across a pair of Adelaide siblings who are raising the bar in water polo.
Paxton Barr was named in the All Star team from the recently completed 16-and-under Boys Nationals held in Perth.
Paxton's little sister and fellow SASI athlete Chloe Barr was the standout performer for the SA women's team.
Chloe, who is only 14 years old, was South Australia's highest goal scorer with 11 goals from nine games. Both Paxton and Chloe are hopeful of being selected in Australian youth squads for the coming year.



Kurt tips into pool

CANDICE KELLER
FOOTBALL is the pool. That's what Coates rockers-forward Kurt Tippert likes. Water polo is, he should know considering he played water polo for three years in high school in Queensland.
"I love water sports as well as playing on the field," Tippert said.
Yesterday he met the Japanese national water polo team which is in town for the FINA World League tournament at the Adelaide Aquatic Centre, this weekend.
Tippert said the similarities between the two sports was clear.
"Water polo like football, is definitely a physical game - you have to be very fit to play it and there's an element of endurance in the ball skills," he said.
"It's like football in the water, without kicking the ball."
As for the athletes who play water polo, Tippert said they deserved great respect.
"They're big, strong, powerful guys," he said.
The Japanese are the first of five teams to arrive in Adelaide for the competition tournament. The others - Australia, China, New Zealand and Iran - will arrive today and Friday. The competition will be held from May 22-24.
Japan's coach Yoshifumi Sato said the team was looking forward to competing this weekend.

New pool of talent
VICTORIA's Olympic medalist water polo players are making a splash in Adelaide.

Now it's game on
ADELAIDE'S water polo teams are set to arrive in Adelaide this week ahead of the opening round of the FINA World League at the Aquatic Centre.

Polo pair add depth
NEWS LOCAL NEWS EN DEC 08 @ 04:52A
NEW RECRUITS: Water polo players Maggie Hatcher and Daina Wawrzynski are making a splash with the Adelaide Jets women's team.

Internationals hit town
WATER POLO INTERNATIONAL water polo teams are set to arrive in Adelaide this week ahead of the opening round of the FINA World League at the Aquatic Centre.

Junior makes a big splash
ADELAIDE'S water polo team is set to make a splash in the international arena when they host the 2008-09 FINA Water Polo World League in Adelaide from May 22-25.

Harmer aims for Olympics
ADELAIDE'S water polo chief executive Ian Harmer is aiming for the Olympics.

Relative success story
ADELAIDE'S water polo teams are set to arrive in Adelaide this week ahead of the opening round of the FINA World League at the Aquatic Centre.

World stars hit the pool
WORLD class water polo players will compete in Adelaide this month when the city hosts one of the sport's biggest tournaments outside the Olympic Games.

Media 08/09