



**Season 2009-2010**

---

**59<sup>th</sup> Annual Report**

---



WATER POLO - An Olympic Tradition

Revision 1 - Audited Financials





# Contents

	Page Number
<b>1 2009-2010 Officials</b>	<b>1</b>
<b>2 President's Report</b>	<b>3</b>
<b>3 Chief Executive Officer's Report</b>	<b>6</b>
<b>4 Committee Reports</b>	<b>8</b>
4.1 Competition and Grading	8
4.2 Development	13
4.3 Major Events	18
4.4 Finance and Membership	18
4.5 Volunteers and Officials	18
4.6 Communication and Marketing	18
4.7 Constitution and Governance	18
4.8 State and Adelaide Aquatic Centres	18
<b>5 Finance Report</b>	<b>20</b>
5.1 Overview	20
5.2 Government Grant	20
5.3 Membership Revenue	21
5.4 Auditor's Report	21
<b>6 State Representative Teams</b>	<b>28</b>
6.1 14 & Under East Coast Challenge	28
6.2 16 & Under National Championships	29
6.3 18 & U National Championships	30
6.4 20 & Under National Championships	31
6.5 23 & Under Men's Club Championship	32
<b>7 Season Statistics &amp; Awards</b>	<b>33</b>
7.1 Premiership Tables	33
7.2 Premiership Teams	35
7.3 Leading Goal Scorer	36
7.4 Best and Fairest	36
7.5 Volunteer(s) of the Year	36
7.6 Club of the Year	36
7.7 National League - Adelaide Jets	37
7.8 Membership Statistics	44
7.9 Governance	45
<b>8 Sponsors</b>	<b>47</b>
<b>9 Media Coverage</b>	<b>48</b>

## 1 2009-2010 Officials

### LIFE MEMBERS

Ron Howell	Jill Glastonbury (dec)
Bruce Chisholm (dec)	Margaret Jones
Paul Raynor	Jon Harmer
John Bird	Lynn Martin
Des Clark	Gary Mavrinac
Brian Knevitt	Shaun Baker
Peter Bayne	Chris Turner
Graeme Litster	David Martin
Alan Dowling	

### HONORARY LIFE MEMBERS (SA Olympians)

Charlie Turner	Michael Turner
Chris Wybrow	Rod Owen Jones
Rafael Sterk	

### BOARD OF DIRECTORS

President	Mark Dayman
Secretary	Liz Cameron
Director for Finance	John Metcalf
Director for Membership	
Director for Competition	Graham Barr
Director for National Events	Mark Dayman
Director for Coaching & Development	
Director for Communications	
Director for Volunteers & Officials	

### OFFICERS & OFFICIALS

Patron	
Vice-Patron	
Public Officer	John Medcalf
Privacy Officer	John Medcalf
Hon. Solicitor	
Chief Executive Officer	Jon Harmer
Administration Officer	Sharron Hall

**State Representative Teams**

14 & Under Boys  
14 & Under Girls  
16 & Under Boys  
16 & Under Girls  
18 & Under Boys  
18 & Under Girls  
20 & Under Men  
20 & Under Women  
23 & Under Men

**Coaches**

Tony Hall  
Damon Maslin  
Tony Hall  
Terril Ashton  
Alex Parsonage  
Terril Ashton  
Arnold Martin  
Sophie Ricketts  
Eddie Denis

**Managers**

Michael Den Dekker  
Carolyn Symons  
Thomas Dayman  
Jill Ahmed & Jacqui Copson  
Liz Cameron  
Lianne Thomas  
Mark Dayman  
Jill Ahmed  
Mark Dayman

**National League**

**Coaches**

Men  
Women

Part Goran Tanaskovic, Part Jon Harmer  
Eddie Denis

**Managers**

Men  
Women

Jon Harmer  
Terril Ashton

**AFFILIATED CLUBS**

Adelaide Tritons  
Adelaide Vikings  
Eastern Saints  
Henley Sharks

## 2 President's Report

This annual report is for the period 1 July 2009 until 30 June 2010. A number of competitions are now held in July and have been included in this report. This period has seen SAWPI consolidate a number of operational matters and slowly but surely improve our services to members. As was the case last year, SAWPI has a number of significant challenges ahead in the short term. The most significant for SAWPI is the strategic challenge presented to our Association by the move of some water polo activities to the new State Aquatic Centre and the most likely reduction of our use of the Adelaide Aquatic Centre. At the operational level our challenge is to improve our Finance and Administration function given the growing services provided by the association.

### ***The highlights of 2009-2010:-***

***Grants for Water Polo.*** A key highlight for SAWPI has been our success with the applications for a new round of grants for water polo. These applications were put together by Jon Harmer and are based on our key strategy of employing Development Officers to provide a player recruitment link between clubs and the highly successful school competition using our school alignment guidelines.

***SAWPI Board*** . The year 2009/2010 has seen stability and participation return to the Board. For 11 positions only 12 different people attended Board meetings. The average attendance for all Board members was around 75%. Our Board is diverse for gender and background and includes 3 players. The strength of this Board is that all members contribute both in the meetings and between the meetings. Importantly, the key positions of secretary and Director of Finance have been capably filled. This stability and now experience will give us a good start for the coming year.

***Junior Development*** has continued as year round training programs. In particular, our girls program continues to do well. This program is now showing results in our State Competitions with more competitive results and improved overall tournament outcomes. The key of the success has been the coaching efforts of Terril Ashton and Tony Hall.

***Training for Umpires and Coaches*** finally we have organised courses for coaches 23/24 October and umpires 10th October. These courses are essential for the development of our members.

***State Competition*** has continued successfully through the operation of the Competition and Grading Committee chaired by Director of Competition Graham Barr. This year again you can see in this document the level of commitment the committee has shown to ensuring SAWPI provides its members with the best possible competition with our resources.

This is demonstrated by some of the competitions. A great success story was the Premier League. For the men in this competition after 9 games the leader of the table had won 4 games, there were 8 draws and only 2 forfeits. Teams were well supported by the players. Similar stories can be told for A Women and B Men. In the A Men, Vikings and Henley provided high standard games.

For all grades there was improved organisation of the games and generally SAWPI are now providing 2 umpires per game.

The disappointing aspect for SAWPI is that there was no entry level competition of the 14&U. This meant players in this age group did not have a Premiership competition or awards for achievement. A situation I believe that needs immediate focus.

Areas for improvement remain the consistent ones of more volunteer assistance and player behaviour.

**National League** showed improved results for the Jets this year. Again it was good to see regular assistance provided by parents and the table and barbeque.

During the 2010 season SAWPI again improved our assistance for our draft players. This should help with recruitment of drafts. To further improve the draft situation, SAWPI again improved our financial support for the families who accommodate our draft players.

Due to these increased expenses and the failing of our past sponsor to pay their sponsorship invoices SAWPI will have no alternative to increase our charges to players and reduce our expenses.

**State Teams.** Since our last AGM we have again sent away 8 State teams and Tritons have sent one. The addition of the 18&U level has required more resources. As we know SAWPI's resources are very stretched. The key issue is the lack of coaches for teams and the additional strain this places on our administrative function.

A good success story looming for the 16&U age group is that there will be 2 boys teams from South Australia in the 16&U National Club Championships in Hobart this October.

#### ***The challenges ahead:-***

As mentioned last year, SAWPI does face some quite serious challenges and opportunities. In the year just completed, there has been improved cooperation and focus on how we improve our association and participation in the sport. Our members have shown improved support for SAWPI by compliance with established procedures.

**Our Aquatic Centres.** The CEO Jon Harmer and the Board have been very focused this year on the development of the new centre at Marion and the impact on the Adelaide Aquatic Centre of the change in support by the State Government. While there may be deep water for water polo at the Adelaide Aquatic Centre for some time, the financial support of pool space when Marion opens is in doubt. You will see in various sections of this report a key strategy of SAWPI is to retain our use of the Adelaide Aquatic Centre. We have commenced this for some time by engaging with the City of Adelaide.

**Our Competition .** From my view it is essential SAWPI restores a competition at the entry level of 14&U. We must also continue with our successes this year but continue to examine ways of providing competitions that will ensure players remain in the association. Player retention needs to be a key aspect for the association.

**School Alignment and Development Officers.** The implementation in Term 4 in 2010 of Development Officers and the support of all clubs via the School Alignment provides a significant opportunity for SAWPI. Correctly resourced and implemented this will deliver a key strategy for an increase in our membership and support for our clubs. We must strongly embrace this initiative with a very clear attitude of the what is best for the whole association.

It is clear the benefit to our members of four successful clubs. We need to ensure this becomes a reality.

**Four Successful Clubs.** From the membership information in this report you will see our registrations have dropped this year by around 10%. Last year was a record year and this year is a reasonable outcome but there are warning signs. Junior boys are down significantly overall. I believe if you do not provide a competition they will not come. Tritons up by 6, Vikings down 3, Eastern Saints down 9 and Henley down by 19. Clearly in addition to the school alignment we need some additional strategies to ensure a better balance between all clubs.

**Finance.** You will see later in the report that a past major sponsor has unfortunately failed to pay agreed sponsorship amounts and withdrew sponsorship at the commencement of the 2009 National League Season. This has placed the association under great financial strain by having in excess of \$37,000 in sponsorship not being received. The invoiced amount of \$20,750 is in the process of debt collection.

As a result of our positions the following action will need to be taken in the future.

- Increased charges and reduced expenses for the Jets. For example, early and informed booking of accommodation will reduce costs. Airfares for more than 13 people per team will be booked by SAWPI.
- Full user pays system for State teams. Cost of umpires and registration to be recovered;
- Development squads to have tighter control with monthly reporting to the CEO and then Board on performance and budget;
- An improved book keeping function to ensure our creditors pay their debts faster and a tougher approach to bad payers.
- Less flexibility with known bad payers

In closing, I would like to thank all people who have assisted SAWPI throughout the year including Head Coach Eddie Denis, Peter Bayne, Administration Officer Sharron Hall, our development coaches, state team coaches, referees, team managers and committee members. In particular, thanks to our sponsors, our CEO Jon Harmer and all members of the SAWPI Board. There have been some very dedicated efforts by people to assist the association.

Mark Dayman  
President



### 3 Chief Executive Officer's Report

2009/10 marked the 3<sup>rd</sup> and final year of SA Water Polo's current grant agreement from the Office of Recreation & Sport. The grant monies so gratefully received by S.A.W.P.I. have allowed for the ongoing provision of Development Squad coaching for our young athletes, the continued operations of a 4<sup>th</sup> club and the continued employment of a Chief Executive Officer as part of S.A.W.P.I.'s administrative framework.

S.A.W.P.I. is also pleased to announce that the Office of Recreation and Sport has once again seen fit, as of June 30<sup>th</sup> 2010 to support SA Water Polo for a further 2 years by providing more funds than ever before via its Stream 1 Core Business grant and Stream 2 funds granted for the employment of 2 Part Time Development Officers. I believe that the further provision of funds for the 2010-2012 period reflects a degree of approval from the State Government as to what our association has achieved over the past 3 years. It is hoped that the provision of x 2 Part time Development Officers, bringing S.A.W.P.I. more into line with the level of support apparent in the eastern states over the past few years, will provide a base from which recruitment of new players to our sport will prosper.

During 2009-10 considerable progress has been made as follows.

- Unprecedented numbers participating at school level
- Unprecedented participation at National Championship Level.
- Continued growth and consolidation at SAWPI development level
- Continued consolidation of 4<sup>th</sup> Club

As CEO I have maintained my involvement in the following areas during the 09/10 period.

- Administration of ISSA Schoolboy's & SACSGSA Schoolgirl's Water Polo competitions.
- Assist with the administration of SAWPI Boy's & Girl's 14 & Under and 16 & Under Development Squads and SA State Teams.
- Administration of Grants through Office of Recreation & Sport.
- Advertising and recruitment of managers and coaches for x 8 SA representative teams.
- Represent SAWPI at an AWPI administrative level
- Represent Adelaide Jets National League teams at the NWPL administrative level.

In addition to the above the following initiatives have been undertaken or continued over the past 12 months.

- Ongoing sponsorship from Caledonian Hotel
- Interstate visit from 14 & Under Girls players for an AWPI training camp pre Jets V Melbourne Tigers.
- Perform duties of Manger & Assistant Coach (\* coach) to the Adelaide Jets Men's team.
- Represent SAWPI at ORS meetings for planning process of SAC – State Aquatic Center, Marion.
- Recruitment of x2 O/S Men's players for Jets.
- Preparation throughout NL season and running of Jets Presentation Night.
- Representing Australia as Manager AUS Men's Team at International Tournaments
  - 2009 FINA World Championships - Rome & lead up European Tour.
  - 2010 FINA World League Japan/China .

For the 2009-2010 season I would like to give particular thanks to the following

- The SAWPI board for their continued efforts on behalf of our sport. I would like to make particular mention of SAWPI President Mark Dayman, who has worked tirelessly in many areas for the benefit of SA Water Polo.

- To the South Australian Government, through the Office Of Recreation & Sport for their continued support of the administration of SAWPI and the funding of projects relating to the continued growth of Water Polo in South Australia.
- To our sponsors, Fyfe, EMA Legal, Adelaide Aquatic Center,
- To the South Australian Sports Institute and SASI Head Water Polo coach Eddie Denis for their continued support of SAWPI.
- To SAWPI Administrative Officer Sharron Hall for her assistance.
- To all SAWPI state coaches and managers for their efforts in assisting with our state teams.
- To Terrill Ashton & Tony Hall for their ongoing work in creating a more professional training environment for SAWPI Development squads.
- To the committee of Eastern Saints Water Polo club for their continued efforts in assisting in developing the 4th Club.

In closing for 2009/10 and moving forward during the next ORS grant period, I urge all members to consider the "Bigger Picture" for SA Water Polo. Every effort needs to be made by all players, parents, coaches, clubs and administrators as to what can be done in the best interests of Water Polo in this state. I believe our aim must be to have x4 vibrant clubs which realise, whilst engaging in the healthy pursuit of competition at the domestic levels, that for South Australia to advance at the interstate level, we must work together and assist one another where and when the opportunity arises.

Sincerely,  
Jon Harmer,  
Chief Executive Officer,  
S.A. Water Polo.

## 4 Committee Reports

### 4.1 Competition and Grading

#### CLUB DEVELOPMENTS

Eastern Saints continued to support those competitions it could, but recruiting and growth in playing members. They were able to field teams in the junior ranks U16 Mixed and Born 94 Boys (U16) and also in the seniors, B Men & Women competition and A Grade Men

Unfortunately there were inequalities in some competitions with respect to strengths, A Grade once again having Vikings and Henley as the two strongest teams and Vikings also showed depth in numbers in the B grade Men, fielding two teams. In the junior ranks Tritons were strong, as usual, especially in the junior girls. Unfortunately there were insufficient numbers of girls in other clubs to be able to hold a viable competition and 16 & U girls were incorporated into the B Grade women's competition. A secondary mixed competition was also held for the Junior players on Friday evenings which was successful, and which attracted more junior or "first season" members. However, the ideal is to have a competition for each gender and clubs will need to address this aspect in their recruiting campaigns; hopefully dedicated support of the schools alignment will facilitate greater participation in these areas. Vikings completely dominated the Boys Born '94 competition and Tritons the B Grade Women.

Some competitions were again plagued by forfeits; in some instances up to nearly 50% of all matches were forfeited. Most times scratch matches were played but this did nothing for the competition. Clubs are again urged to confirm the commitment of players before entering teams into the leagues. The B Grade competition and the B94 Boys competition proved to be the most successful in terms of attendance and support and some exciting water polo was played.

It was also very evident that clubs are struggling to support their teams with Table Officials and referees, especially in the senior competitions where the attendance of parents is less prevalent. This will require serious attention from the clubs if successful competitions are to be held in the future.

#### JUNIOR COMPETITION

##### *Born 94 Mixed*

A secondary competition was held for boys and girls born in 1994 and was held on Friday nights from 31 July to 18 September 2009. It proved to be quite popular and allowed new players to play in a competition that suited their experience level. The emphasis on this competition was participation and in this respect this opportunity was well supported.

For the record, 8 rounds were played with a bye and four forfeits were recorded. This was a Round Robin competition and Vikings mixed team was ultimately unbeaten.

A second opportunity was also presented for the Junior players under 15 years which occurred on Wednesday nights before the Premier League matches and run by Debbie Adams and Sean Baker. This took the form of a mixture of training and pick up matches. The aim was to give newcomers and inexperienced young players some coaching followed by a game when the shot clock was introduced. Attendance ranged between 20 and 30 players, who appeared to enjoy this opportunity.

### **Born 94 Girls**

Unfortunately a stand-alone competition could not be held in this age group as most clubs, besides Tritons, did not have sufficient players to make it a viable competition. This age group was accommodated into the B Grade Women's competition.

### **Born 94 Boys (16 & U)**

This competition ran over 15 rounds at St Peter's pool from 20 October 2009 to 9 March 2010 with the Grand Final being held on 23 March 2010. It had the potential of being the best competition of all the leagues, but was plagued by forfeits from various clubs which spoiled the competition, due in most cases to poor attendance by some players. Tritons entered two teams, Vikings one and Eastern Saints one. Henley's players were permitted into the Tritons teams. Vikings completely dominated the pool matches, being unbeaten throughout. Eastern Saints received en bloc permit to enter an inexperienced team that consisted of most players being Born '93. They performed well and ended second on the ladder but were beaten in the semi final by the Tritons Gators team.

Vikings won the Grand Final, easily beating Tritons Gators 11 – 2.

Thirty five regular players participated as follows:

Eight or more appearances: Irregular (less than 8 matches played) players in brackets

Tritons Gators 7 (12)

Vikings 10 (3)

Eastern Saints 12

Tritons Crocs 6 (10)

Total 35 (25)

Forfeited matches – 30%

## **SENIOR COMPETITIONS**

### **B Grade Women (including Born '94 Girls)**

This competition ran from 21 October 2009 to 10 March 2010 over 15 rounds. Semi finals were played on 17 March, the Preliminary Finals on 24 March and the Grand Finals on 31 March 2010. Despite entering a team in this competition Henley Sharks were in trouble from the first round, not having sufficient players. Henley continued to forfeit matches and was withdrawn from the competition. This led to a bye being played each week.

A reasonable competition was held with the Tritons team dominating most matches they played and the Tritons second (junior, Born 94) team, Tritons Crocs, also won more than they lost. Eastern Saints were regular competitors and won half their matches and competed well with the Vikings team. The Masters team struggled to find regular players and forfeited a number of matches.

Tritons beat Tritons Crocs 15 to 7 in the Grand Final having disposed of other opponents in the Preliminary Finals.

Thirty nine regular players (seven or more matches) players participated as follows, with irregular (less than 7 matches) players in brackets, numbering fifteen, a total of fifty four

Tritons 10 (5)

Vikings 9 (5)

Eastern Saints 11 (1)

Masters 0 (13) incorporated into the clubs figures

Tritons Crocs 9 (4)

Total 39 (15)  
Forfeited matches – 27%

### **B GRADE MEN**

This competition was played over fifteen rounds from 20 October 2009 to 9 March 2010 with the semi final matches being played on 16 March and 23 March and the Grand Final on 30 March, with Vikings Black defeating Henley Sharks 14 - 11. Five teams entered the league and the competition proved to be successful with exciting matches and the Vikings teams and Henley Great Whites generally dominating the competition.

Henley had initially entered two teams but had to withdraw one team when players pulled out. A bye was created from Round 4 onwards, but this did not detract from what became a good competition with some exciting water polo. In the finals series Vikings accounted for Eastern Saints and Henley lost to Vikings Black in the Semi Finals but were given a look in during the Preliminary Finals when they beat the Vikings team and won the right to face Vikings Black (again) in the Grand Final. Vikings Black dominated the Henley team again, beating them 14 goals to 11.

An interesting point to note is that in all, 91 players participated in this competition, albeit some of them only once, but 42 played regularly, eight or more games. It is true that many younger players cut their teeth in the senior ranks in this competition but if more of the irregular players (7 or less games) had participated more regularly, this competition would have thrived. The clubs should really make a concerted effort to involve the irregular players more in the next season's competition.

Forfeited matches – 12%

A total of 91 players participated; regular (8 or more matches) and irregular (7 or less) indicated in brackets:

Vikings Black	9	(12)
Eastern Saints	7	(13)
Tritons	7	(16)
Vikings	9	(6)
Henley Sharks	10	(3)
Total	42	(50)

### **A GRADE WOMEN**

This competition was held over eighteen rounds commencing 29 July 2009 and the Grand Final was held on 9 December 2009 when Henley beat Vikings, repeating the previous year's winning performance.

Initially a 20 & U State team was used as the fourth team, but support for this team waned and eventually a three team competition continued with much success and some really tight games ensued. Henley was strong throughout the competition but faced stiff opposition from Vikings and Tritons on occasions. The State team also won some good matches but the players did not always attend which lead to forfeits and ultimately, the removal of the team from the competition.

The three team competition format seemed to work well with teams getting a game off every three weeks and this format will be preferred above composite teams being included for next season. Without leadership and organisation and table support for composite teams, it has been proved that they are not sustainable.

Vikings concluded the preliminary rounds top of the ladder, but were beaten 9 to 7 in the Grand Final by Henley Sharks.

A total of thirty four players participated in this competition; with only seven players playing in less than 6 matches (less than 6 matches played indicated in brackets)

Henley Sharks	9	(0)
Vikings	8	(4)
Tritons	10	(3)
Total	27	(7)

Forfeited matches – 20%

### **A GRADE MEN**

This competition was played over eighteen rounds from 29 July to 25 November 2009 with the Preliminary Final being contested on 2 December and the Grand Final on 9 December when Vikings accounted for Henley 10 – 9.

Eastern Saints fielded a team and for the initial rounds and it looked promising, but during the second half of the competition they lost momentum and did not receive sufficient support from all their players and ultimately withdrew from the completion. They appeared to attract “transitional players” who were not able to commit for the full season. The competition also suffered from too many forfeits (both Eastern Saints and Tritons suffered from a lack of players and a lack of support for some clubs on the table was also noted. There was also a higher than average number of players being suspended for over robust play. Consistency in the referees utilised in this competition was a positive factor.

The Vikings and Henley teams dominated the competition throughout. Henley finished top of the ladder but were beaten in the Grand Final by Vikings 10 – 9.

One aspect is very clear, the current format will have to change to provide a more challenging completion and this will remain the focal point of future Competition and Grading Committee meetings. It is abundantly clear that the clubs will need to contribute time and personnel to support changes to the A Grade competition format.

Fifty one players participated in the A Grade competition with players attending 8 or more matches being indicated below and those with 7 or less matches indicated in brackets. The breakdown of clubs was:

Henley Sharks	10	(3)
Vikings	9	(3)
Tritons	6	(6)
Eastern Saints	3	(11)

Forfeited matches – 41%

## **PREMIER LEAGUE**

### **Premier Men**

Once again this proved to be a popular competition which was well supported by most senior players except the Jets team members. It was played over nine rounds between 28 April and 23 June 2010. This was the Senior player's secondary competition and followed the round robin format, which concluded with Vikings at the top of the ladder with 22 points followed by Henley and Tritons both on 20 points and Eastern Saints on 10 points. Only two forfeits were recorded and many close encounters were had, four matches were drawn and another four decided by one goal difference.

Sixty three players participated with only 15 playing in three or less matches.

The breakdown is as follows:

Vikings 11 (4)

Tritons 15 (3)

Eastern Saints 9 (7)

Henley 12 (1)

Forfeited matches - 11%

### **Premier Women**

This competition was played over 9 rounds from 28 April to 23 June 2010. The format was a round robin competition which concluded with Tritons on 32 points, Tritons Crocs and Vikings both on 20 and Henley was winless. Sixty nine players participated with 33 playing in four or more matches. Three forfeits were recorded. The breakdown of players is as follows:

Tritons 7 (6)

Tritons Crocs 9 (3)

Vikings 8 (14)

Henley 9 (13)

Forfeited matches -17%

## **CONCLUSION**

Once again a disappointing aspect this year was the poor support of the teams by club officials, both on the table and referees. These aspects will need to be addressed by the clubs and a conscious effort made to recruit suitable people in the clubs, including players, who would be able to be used in the senior competitions, and enrol them in the annual referees course. The training of table officials should also be programmed by each club to ensure there is some depth when the "usuals" are not present to occupy the table.

In spite of the above, most competitions were successful and sufficient teams were entered to facilitate good competition. The exceptions here are A grade men and junior competitions (14 and 16 & U age groups), Born '97 and '95 respectively and this is where clubs should be focussing their efforts, ensuring that sufficient new players are recruited so that good inter club competitions can held.

In closing, my appreciation to the Competition and Grading Committee members who approached their tasks with alacrity and the necessary vigour to represent their player's interests and in doing so I believe all players received value for their money.

Finally, I thought I would include a copy of a summary presented in the Annual Report from 2000. It would appear we have learned little, as this summary still rings uncomfortably true....unfortunately!

## **Annual Report 2000**

### **Summary**

*No matter what changes are proposed next season, the fundamental issues remain.*

*In order for the competition to be successful, it requires the assistance of people to make things work.*

*More effort needs to be made by the Clubs and the players themselves to ensure that the competition runs smoothly. Reliance on one individual cannot bring success.*

Graham Barr

Director for Competition

## **4.2 Development**

### **Junior Development Program**

The following Junior Development programs have been undertaken by SAWPI during 2009-10 under the auspice of the CEO Role.

- The total administration of the SA Schoolgirls Water Polo 09-10 competition in conjunction with the SACSGSA.
- The administration of the SA Schoolboys Water Polo Competition 09-10 in conjunction with the ISSA.
- Assistance in conjunction with ISSA & SACSGSA with the 4<sup>th</sup> Annual SA Water Polo School's Grand Finals concept Term 1 & 4 – 2010.

As part of the Grants that were successfully applied for through the Office of Recreation & Sport the following programs have been run.

- Continued support of Eastern Saints WPC.
- Continued growth & refinement of SAWPI Junior Development Squads for **Youth** (14 / Under & 16 / Under Girls and Boys) & **Junior** ( 16 / U & 20 / Under Girls & Boys. ( Please find coaches reports attached )

Jon Harmer,

Junior Development Officer / CEO,

S.A. Water Polo.

### **SAWPI Talent Squad (formerly DEV) Girls**

Submitted by Terril Ashton SAWPI coach Thursday, August 26, 2010

#### ***The Program:***

SAWPI Talent Squad is a year-round training program for any SAWPI athlete interested in attaining or maintaining state team membership. Training sessions currently range from once per week for the 14U to three times per week for the older girls.

State team athletes are chosen from within the Talent Squad. Athletes not training in the DEV program are not eligible for selection to State teams, (individual exceptions may be negotiated, eg SASI athletes).

State teams train within the Talent Squad structure and state team coaches work with the Talent Squad coach to help prepare athletes for competition. In 2010 this program has placed 4 athletes on an AUS Squad and 1 athlete as an AUS squad reserve.



### **Athletes:**

- About 20 – 25 athletes currently train in the Talent Squad girls program
- All four clubs are represented in the group
- The number varies a bit each month as girls' commitments change
- Age groups range from 14U to 20U with the majority at the 16U age
- Athletes vary in ability from novice to SASI transition to AUS team members

Some athletes are shared between SASI and Talent Squad. Training commitments for these athletes are determined by SASI coach, Eddie Denis.

### **Coach:**

The coach is paid on a per hour basis for on-deck coaching hours.

- Terril Ashton B Ed (triple minor – Psych, Human Movement, Phys Ed)
- Former Canadian Team goalie
- Fully qualified level 2 NCCP Water Polo coach
- Fully qualified level 1 NCCP swimming coach
- SA State Team Coach, 2006 to present
- AUS '94 Assistant Coach 2010
- 30 years experience coaching both swimming and water polo and various levels

### **Fees**

- \$80/month for full members
- \$72/month for swim club members
- \$40/month for those who are on partial commitment of 2 session/week or less
- \$20 per month for 14U training once per week
- A one-month free trial period is given to athletes new to SAWPI

### **Notes for consideration:**

- 1) Training hours have recently been cut from 8-10 hours per week down to 6 hours per week for the top level Talent Squad athletes, but no fee cut has been made. This represents a 32% increase in fees with no commensurate increase in value (added coaches, equipment etc)
- 2) Reducing training hours will reduce the capacity of this program to turn out top level athletes and become competitive at the National level. I recommend returning to an 8-10 hour week training load.
- 3) A decision to commit to coaching development is needed. In order to recruit young coaching talent we must be prepared to pay them at least a token amount for their work.

## **SASI**

### **July 09:**

#### World Student Games, Belgrade.

Lisa Callahan and Sophie Ricketts were members of the Women's Australian Team at the World Student Games in Belgrade. The team, coached by Aleks Osadchuk (QAS) and Eddie Denis (SASI), finished 5<sup>th</sup> in this competition.

### Senior World Championships, Rome.

Eddie Denis was Assistant coach with the Women's Senior Team and Goalkeeping coach for both Men's and Women's National Teams.

### World Junior Women's Championships

Isobel Bishop was the first South Australian player to be named in a Junior Women's team to compete at a Junior World Championships. The Australian team was entering the Tournament with high hopes, after a successful overseas tour in 2008, however the team faltered at the competition, with a number of key players in poor form or injured prior to the competition. The team finished 6<sup>th</sup>

### **October 09**

#### 16U National Club Championships

BOYS – SAWPI entered a combined SA team into this competition. The SA team played very well, lead by Lachlan Cameron who scored 18 goals in 7 games, and finished 4<sup>th</sup>, going down to Cronulla Black in the Semi Final by 2 goals and losing the UNSW Wests Magpies 14 – 7 in the Bronze Medal game.

GIRLS – Also entered this competition as a combined Adelaide team. The Adelaide girls were lead by Emma Opie who scored 20 goals in 8 games. The team finished 15<sup>th</sup> out of a field of 24 teams.

### **November 09:**

#### NTC Tournaments

Each year the Institute Squads from around the country enter teams into their respective NTC Tournaments to determine which is the best NTC Program in the Australia. For both the National Men's and Women's program, this event also doubles as the first National Squad selection competition for the following year.

Men's NTC – Patrick Harmer was invited to play with the Victorian NTC team in this years competition. Patrick was a stand-out in the team filled with young players and Patrick subsequently gained selection into the National Senior Men's Squad for 2010.

Women's NTC – Lisa Callahan, Isobel Bishop, Sophie Ricketts, Jess Martin and Chloe Barr in this years Women's NTC as part of a combined team which included 4 of the International Imports who were training with National League Clubs for the 2010 NL season, plus 4 NSWIS athletes. The Composite team performed quite well, winning two games under the coaching of Australian Women's Coach, Greg McFadden.

Following this competition Lisa Callahan, Isobel Bishop and Sophie Ricketts were selected to attend an Australian selection camp for the coming competition season. Unfortunately, Lisa Callahan was unable to stay for this competition due to University exams. Chloe Barr was selected into the Australian Born93 Squad after putting in a good performance versus Senior athletes at this competition.

### **January 10:**

#### Australian Men's Camp

Patrick Harmer was selected to attend the first Australian Men's training camp of the year in Sydney. Unfortunately, a hip injury just prior to the camp, meant that Patrick was deemed unfit to attend.

#### Australian Women's Camp

Isobel Bishop and Sophie Ricketts were invited to attend the first Women's training camp of the year in Canberra.

### Australian 18U (Born92) Nationals

The Australian 18U Nationals were held in Adelaide this year. The South Australian men finished 8<sup>th</sup> with 0 wins, while the SA women finished 6<sup>th</sup> with 2 wins.

Best for the men was Paxton Barr (Born 92) who scored 15 goals in 8 games. Paxton was selected into the National Born91 Squad following this strong performance.

Best for the women was Chloe Barr (Born94) who finished with 20 goals from 7 games. Emma Opie (Born 93) scored 9 goals in this tournament. Kathleen McHugh was selected into the National Born91 Squad following a very good fitness testing performance prior to the competition.

### **May 10**

#### National League 2010

The National League season concluded with both the Men's and Women's teams finishing in 10<sup>th</sup> place. The Men won 5 games and drew 1 during the season, while the women won 3 games and drew 1.

Jess Martin finished highest goal scorer for the Jets with 34 goals. Next highest was Sophie Ricketts who scored 29 goals. The highest goalscorer for the men was Matthew Martin with 34 goals while Patrick Harmer, returning to the Jets this year, scored 27 goals for the season. Thomas Dayman was the highest goalscorer from the younger SASI contingent with 18 goals for the season.

#### Australian Women's Selection Camp

Isobel Bishop and Sophie Ricketts undertook the next round of National Squad testing prior to this selection camp. Based on previous good strength testing results and passing all five levels of the swimming test, Sophie Ricketts obtained an AIS Scholarship for the second year running. Isobel Bishop missed-out on the AIS Scholarship, but along with Sophie Ricketts was selected to Tour with the National Team as part of the World League/ National Camp Tour to Asia and Europe in June.

#### Australian Born91 Women's Camp

Kathleen McHugh attended the Born 91 Camp in Sydney. Following this camp Kathleen was selected to tour with the Born91 team to Russia and Greece in September.

#### Australian Born93 Men's Camp

Lachlan Cameron attended the Men's Born93 Camp in Sydney. Lachlan learnt a lot from the camp environment, but was not selected to Tour with the team this year.

#### Australian Born93 Women's Camp

Chloe Barr was not required to attend this camp, since her performances at the NTC Tournament in November, the 18U Nationals in January and during the 2010 Women's National League season meant that she was automatically selected into the Born93 Team.

### **June 10**

#### Australian Women's Tour

Isobel Bishop toured with the Women's Senior Team to Japan and China to compete in the World League Rounds where the Australian Team only dropped one game. Isobel then travelled to Italy with the team to complete a gruelling 2 week training camp.

Sophie Ricketts travelled with the senior team to Italy for their 2 week training camp prior to the World League Finals.

#### 23U Men's Tournament

Thomas Dayman, George Bretag-Norris, Lachlan Cameron competed as part of the Jets team in this competition. The team only won 1 game but it was a very good experience, and training focus for the post-NL period, for the SASI athletes in a competition versus the best senior athletes in Australia.

### ***SASI National Squad Selections 09 - 10***

#### **Men**

- Senior – **Patrick Harmer:** Squad member.  
Born91 – **Thomas Dayman:** Team member - Europe tour in July/ August.  
**George Bretag-Norris, Paxton Barr:** Squad members.  
Born93 – **Lachlan Cameron:** Squad member.

#### **Women**

- Senior – **Isobel Bishop:** Team member - World League Prelims; Europe Training Camp; Sydney International Tournament; World Cup  
**Sophie Ricketts:** Squad member - Europe Training Camp, June 2010.  
Born91 – **Isobel Bishop:** Team member - Europe Tour, September 2010  
**Kathleen McHugh:** Team member - Europe Tour, September 2010.  
Born93 - **Chloe Barr:** Squad member  
Born 94 - **Chloe Barr, Lucinda Swan, Belinda Symonds:** Team members – Pan Pac Tour, July 2010.  
**Stephanie Inat:** Squad member.

### ***SASI Coaches***

Eddie Denis was part of the coaching staff at 3 Australian Senior Women's camps and 1 Australian Men's camp during this year. Eddie also helped coach the Women's composite team at the 2009 Women's NTC and was coach of the SA Jets team at the 23U Men's Tournament.

Eddie also presented at the National Coaches Conference in June on Coaching the Goal Keeper.

Terril Ashton was invited to be Assistant Coach for the Born94 Women's Tour to New Zealand in July. Terril had 4 SA athletes from her Development Squad in this team.

### ***Thanks***

Many thanks go to Jon Harmer for coaching the NL Men this year. Jon was forced into this role through the unexpected absence of Goran Tanaskovic for the majority of this season and did a very good job under trying conditions.

Special thanks also go to James Trotter, who offers his services as Program Physiotherapist to the SASI program all year round and to the National League teams for home games during the NL Season. James professional approach and physiotherapy abilities make him a very important part of the SASI team

As always, thanks must go to the SASI service staff who make the SASI program elite: Leigh Smith (Strength and Conditioning); Stuart Cathcart (Sports Psychologist); Eileen Robertson (Anthropometry and Physiology); Brendan Tammo (Athlete Career and Education); Russell DCosta (Program Manager).

Lastly, thanks to South Australian Water Polo and Australian Water Polo for their support of the SASI Water Polo program. Without your combined support, the SASI Water Polo program wouldn't exist.

Eddie Denis

Head Coach

SASI

### **4.3 Major Events**

In 2010 South Australia was due to host the 14&U National Club Championships. This event had to be transferred to another State as the Adelaide Aquatic Centre was scheduled to close at that time to replace the roof on the Aquatic Centre. The roof placement project did not proceed at that time.

### **4.4 Finance and Membership**

This an area where SAWPI has struggled during 2009/2010. Our Finance function needs improvement to ensure the Finance Director and Board are provided with accurate and up to date information.

### **4.5 Volunteers and Officials**

SAWPI is a member of Volunteers SA. Volunteers SA has provided support for National League and the World League functions.

### **4.6 Communication and Marketing**

This committee did not convene.

Despite recent hosting issues of our provider the SAWPI web site continues to provide excellent updates to our Water Polo community.

Sporting Pulse has been kept up to date on a continual basis.

The association is currently considering implementing a Facebook site.

Excellent marketing and media coverage in 2009-2010. Refer Section 9 Media Coverage.

### **4.7 Constitution and Governance**

Very much a similar position as last year. This committee was not established and did not convene. However, SAWPI has received a registration of interest from members willing to complete a review of our Governance procedures. This will include at least the following:-

- Review of Board structure. Smaller numbers will be sufficient;
- Inclusion of CEO role in Constitution and By-Laws;
- Changing of Committee structure to a more practical model;

The area that has progressed is the arrangements by which we engage people for various roles. This includes contracts and employment agreements.

### **4.8 State and Adelaide Aquatic Centres**

The State Aquatic Centre (SAC) at Marion has really taken shape over the last 12 months with the centre to open in the first quarter of 2011. Jon Harmer and Peter Bayne have been working closely with the SAC development body in providing guidance in relation to water polo specific requirements for the new facilities.

The opening of the SAC will align with the temporary closure of the Adelaide Aquatic Centre (AAC) required for roof repairs. In addition to these repairs the Adelaide City Council (ACC) has announced that the centre will undergo further modifications that will involve a reconfiguration of the current pool space. SAWPI has highlighted it's position to the ACC and has established contact to enable close consultation during the feasibility study phase of this development.

The Board has nominated a working group to address the challenges and opportunities SAWPI faces as we transition to the new facilities and arrangements required during temporary closure of the AAC and this centres future development proposals. This group will be responsible for gaining board endorsement on the strategy to allow SAWPI to successfully expand it's geographic footprint while maintaining a viable competition for existing affiliated clubs and club members.

During 2009 SAWPI participated in an interview with a consultant engaged by the City of Adelaide to review the future of the Adelaide Aquatic Centre. SAWPI has also engaged directly with the City of Adelaide on this matter and will continue to do so. A copy of the most recent correspondence is included below.



## 5 Finance Report

### 5.1 Overview

Our Finance operations have continued to be difficult due to new people in positions and a lack of training and skills. During 2010-11 this is expected to stabilise further with the positions of Administration and Finance to be split to better manage workloads. This will provide SAWPI to an improved base of knowledge and experience to enable the important Finance function to better assist the Board.

In 2009-10 SAWPI introduced a new MYOB Chart of Accounts to allow specific financial reporting on our major projects. There have been some improvements in reporting, however, more work is required on assessing SAWPI programs.

The issue of the high costs of travelling teams must be addressed by the incoming committee. SAWPI can no longer afford to subsidise entry fees and umpiring expenses. We probably need to move to "user pays" to minimise subsidies. Travelling teams will also be required to pay "up front" as the travel agents and hotels require deposits and final payments much earlier than in the past.

There were some very positive aspects of SAWPI operations that can be highlighted in our finance :

Sponsorship has continued to improve although some amounts were not received until new year

Income for Development squads is up although costs need to be reviewed

As mentioned below Registration income did not increase this year

In 2010-11 we look forward to the important benefit of a committed financial team.

### 5.2 Government Grant

SAWPI has been successful in receiving gaining new grants for the next 2 years. These amounts were StEP 1 Core business \$33,000 including gst. StEP 2 Development operations \$33,000.

Our existing round of Government grants complete 30th June 2010. SAWPI will be preparing a submission for new grant in the first quarter of 2010.

Summarising the "existing" grants that have just completed:-

StEP 1 – Core Business	\$26,000.00	Annually for 3 years;
StEP 2 – State Swim	\$4,000.00	07-08 FY only
StEP 2 – National Championship	\$4,000.00	Each of 07-08 and 09-10 FY
StEP 2 – Athlete Development Program	\$10,000.00	Annually for 3 years;
StEP 2 – 4 <sup>th</sup> Club Initiative	\$10,000.00	Annually for 3 years;

Each of the grant requires the following reports:

Progress report against obligations in Schedules	28 <sup>th</sup> February;
Yearly Report against obligations in Schedules	30 <sup>th</sup> September
Expenditure Report	30 <sup>th</sup> September



### 5.3 Membership Revenue

Membership revenue continues to be a major source of income. From this income, SAWPI pay capitation and insurance levy to AWPI. Membership numbers and revenue in 2009-10 decreased by 10%.

A new category of membership has been introduced by AWPI in 2010-11 to specifically allow “come and try” players. This will assist our Clubs to bring on new members.

### 5.4 Auditor’s Report

**INDEPENDENT AUDITOR'S REPORT  
TO THE MEMBERS OF SOUTH AUSTRALIAN WATER POLO INC.**

**Independence**


In conducting my audit, I have complied with the independence requirements of the Institute of Chartered Accountants.

**Qualification**

I was unable to verify the Total Property & Equipment of \$18,228.82, in the Balance Sheet.

**Auditor's Opinion**

Subject to the above qualification in my opinion, the financial report presents a true and fair view of the financial position of SA Water Polo Incorporated as of 30 June 2010 and of its financial performance for the year then ended in accordance with the accounting policies described in Note 1 to the financial statements.

  
**IAN G McDONALD FCA  
REGISTERED COMPANY AUDITOR**

DATED at EASTWOOD this 20 day of August 2011



**IAN G McDONALD FCA**  
ABN: 13 550 494 869



**Chartered  
Accountant**

**INDEPENDENT AUDITOR'S REPORT**

**TO THE MEMBERS OF SOUTH AUSTRALIAN WATER POLO INC.**

**Report on the Financial Report**

I have audited the accompanying financial report, being a special purpose financial report, of South Australian Water Polo Incorporated which comprises the balance sheet as at 30 June 2010, and the income statement, for the year then ended.

**The Responsibility of Board of Management for the Financial Report**

The board of management of the entity are responsible for the preparation and fair presentation of the financial report and have determined that the accounting policies described in Note 1 to the financial statements which form part of the financial report are appropriate to meet the financial reporting requirements of the Associations Incorporation Act and are appropriate to meet the needs of the members. The board of management responsibility also includes designing, implementing and maintaining internal control relevant to the preparation and fair presentation of the financial report that is free from material misstatement, whether due to fraud or error; selecting and applying appropriate accounting policies; and making accounting estimates that are reasonable in the circumstances.

**Auditor's Responsibility**

My responsibility is to express an opinion on the financial report based on my audit. No opinion is expressed as to whether the accounting policies used, as described in Note 1, are appropriate to meet the needs of the members. I have conducted my audit in accordance with Australian Auditing Standards. These Auditing Standards require that I comply with relevant ethical requirements relating to audit engagements and plan and perform the audit to obtain reasonable assurance whether the financial report is free from material misstatement.

An audit involves performing procedures to obtain audit evidence about the amounts and disclosures in the financial report. The procedures selected depend on the auditor's judgment, including the assessment of the risks of material misstatement of the financial report, whether due to fraud or error. In making those risk assessments, the auditor considers internal control relevant to the entity's preparation and fair presentation of the financial report in order to design audit procedures that are appropriate in the circumstances, but not for the purpose of expressing an opinion on the effectiveness of the entity's internal control. An audit also includes evaluating the appropriateness of accounting policies used and the reasonableness of accounting estimates made by the board of management as well as evaluating the overall presentation of the financial report.

The financial report has been prepared for distribution to members for the purpose of fulfilling the financial reporting requirements under the Association Incorporation Act. I disclaim any assumption of responsibility for any reliance on this report or on the financial report to which it relates to any person other than the members, or for any purpose other than that for which it was prepared.

I believe that the audit evidence I have obtained is sufficient and appropriate to provide a basis for my audit opinion.

Liability limited by a scheme approved under Professional Standards Legislation

---

1st Floor,  
206 Greenhill Road,  
Eastwood, SA, 5083

PO Box 75  
Henley Beach  
SA 5022

Mobile: 0419 620 906  
Residence: 8356 0825  
Facsimile: 8356 6397

Email: [imd1962@bigpond.net.au](mailto:imd1962@bigpond.net.au)

---

**STATEMENT AND REPORT BY THE COMMITTEE  
TO THE MEMBERS OF  
SOUTH AUSTRALIAN WATER POLO INC.**

The attached financial statements of South Australian Water Polo Inc. for the year ended 30 June 2010 are, in our opinion properly drawn up:

- (a) so as to present fairly the financial position of the Association as at 30 June 2010 and the results of its operations for the year then ended, and;
- (b) in accordance with the provisions of the Association rules, and;
- (c) in accordance with applicable Australian Accounting Standards.

As at the date of this statement, there are reasonable grounds to believe that the Association will be able to pay its debts as and when they fall due.

During the financial year no;


- (a) officers of the Association,
- (b) firms of which an officer is a member,
- (c) corporation in which an officer has a substantial financial interest,


have received or become entitled to receive a benefit as a result of a contract between the officer, firm or corporation and the Association.

During the financial year the following officers received payments or benefits of pecuniary value as follows;

Nil

Signed according to a resolution of the Committee.

  
Chairperson

  
Committee Member

DATED at This 20<sup>th</sup> day of August 2011.

**PROFIT AND LOSS STATEMENT FOR THE YEAR ENDED 30TH JUNE 2010**

	2008	2009	2010
<b>REVENUE</b>			
<b>Grants</b>			
Grants – State Govt.	54,000.00	5,427.27	50,000.00
Grants Other (World League)		16,500.00	
<b>Operating Income</b>			
Bank Interest	24.15	27.97	19.00
Club Affiliations	865.44	706.37	2,763.63
Donations	-	500.00	-
Fundraising	1,849.27	434.64	2,225.15
Sales – Event Tickets	6,850.80	19,782.72	8,979.96
Sales – Publications	1,590.00	180.00	909.09
Team Registration – First	1,766.38	2,481.58	-
Team Registration – subsequent		1,977.27	-
GST Paid			
<b>Registrations</b>	<b>26,708.17</b>	<b>35,809.54</b>	<b>34,898.33</b>
<b>Development</b>			
Training & Development – Coaching			
Training & Development – Refereeing		900.00	
Talent or Development Squad	5,771.43	23,289.38	18,740.05
Accreditation Course			
<b>National Competition</b>			
Accommodation Levy	14,409.73	36,214.96	25,572.58
Airfare		36,006.55	25,872.89
Uniform Levy	2,345.67	1,131.27	3,448.22
Administration Levy		1,743.92	1,468.22
National League - Jets Player Levy		44,683.02	43,207.98
Player Levy	50,576.69	4,026.05	
Travel Levy/Car Hire	12,287.11	12,681.17	10,267.77
Sundry Income	48,122.27	5,941.82	
20&U Competition	13,980.91	-0.02	954.82
Schools Competition		2,072.73	
<b>Other Revenue</b>			
Refereeing Income Schools Competitions	5,836.37		4,843.64
Extraordinary Income (including Quick Books Accounts Receivable Transfer of \$12,259.92)	13,455.37		
Sponsorship	18,063.65	25,818.18	16,454.55
Sundry Revenue	2,019.98		243.79

<b>TOTAL REVENUE</b>	<u><u>280,523.39</u></u>	<u><u>278,336.39</u></u>	<u><u>250,870.11</u></u>
<b>LESS EXPENSE</b>			
<b>Operating Expense</b>			
Advertising	1,140.00	1,919.29	
Affiliations	192.00	154.09	255.00
Audit Fees	-	752.73	800.00
Bank Charges/Fees	196.11	157.00	381.12
Bad Debts	772.00		775.11
Books & Publications	116.36	218.18	
Catering	1,220.44	187.95	1,276.16
Communications	160.69		
Consumables	727.00		
Entertainment	159.09	133.63	113.64
Room Hire		4,549.31	310.91
Exhibition & Promotional	835.37		72.27
Insurance – Director’s	318.18		389.11
Legal fees	80.00	287.50	199.09
Medical Expenses		23.18	
Meeting/Conference	27.27	136.36	
Offices Supplies	191.47	330.31	501.38
Pool Hire	23,029.55	28,898.91	14,123.27
Postage	465.90	279.53	412.41
Presentation dinner			
Printing & Publishing	1,157.02	745.70	52.36
Repairs & Maintenance	142.05		
Refunds/Reimbursement		3,902.60	1,617.22
Sundry Expenses	2,349.80	205.00	
Telephone			-
Trophies	3,818.54	1,438.37	552.91
Uniforms	3,792.07	4,207.55	7,572.60
GST Recovered			
<b>Membership</b>			
Capitation & Insurance	6,693.64	19,556.60	11,714.19
4 <sup>th</sup> Club			2,500.00
<b>Honoraria &amp; Contracts</b>			
Administration Officer	8,015.32	10,482.85	12,500.50
Competition Manager	65.20	-	
Development Officer	-	-	
Wages and Salaries	-	1,680.05	
Referee payments	8,511.13	1,974.55	9,799.10
Chief Executive Officer	44,000.20	44,085.09	45,072.90

**Information Technology**

Consumables	199.50	949.09	
Minor Hardware	-	-	
Minor Software	-	375.45	
Internet Charges	153.37	243.23	

**Development**

Coaching payments	3,317.73	10,727.73	14,760.00
Training & Development – Coaching	660.00	480.00	
Training & Development – Referee	-	-	
Training & Development – Officials	125.00	-	

**Special Projects**

SASI Program – Coach	11,250.00	9,000.00	9,000.00
School Program – Coaching	120.00		
School Program – Refereeing	-		

**National Competitions**

National League Fee	6,206.58	29,560.00	32,000.00
State Team Registration	1,854.55	4,090.91	2,431.82

**Travel & Accommodation**

Accommodation	51,892.75	60,002.74	36,582.72
Airfare	39,154.68	49,050.59	52,200.34

**Motor Vehicle**

Car Rentals	14,843.32		6,108.06
Petrol	1,286.70	1,715.73	1,536.02
Taxi fares	35.34	151.48	27.28
Motor Vehicle Sundry Expense	1,101.73		1,265.56

<b>TOTAL EXPENSE</b>	<b>240,377.65</b>	<b>292,653.28</b>	<b>266,903.05</b>
----------------------	-------------------	-------------------	-------------------

<b>Net Profit / (Loss)</b>	<b>39,868.24</b>	<b>-14,316.89</b>	<b>-16,032.94</b>
----------------------------	------------------	-------------------	-------------------

South Australian Water Polo Inc

**BALANCE SHEET  
FOR THE YEAR ENDED 30TH JUNE 2010**

	2008	2009	2010
<b>CURRENT ASSETS</b>			
General Account – ACCU 252838	23,281.64	29,226.03	10,125.72
State Team Account – ACCU 252888	5,212.25	8,043.23	1,639.37
Petty Cash	-40.50	-122.79	61.29
Accounts Receivable	69,470.60	69,350.64	55,443.96
Other			3,000.00
<b>TOTAL CURRENT ASSETS</b>	<b>97,923.99</b>	<b>106,497.11</b>	<b>70,270.34</b>
<b>NON-CURRENT ASSETS</b>			
Property, Plant and Equipment	18,228.82	18,228.82	18,228.82
<b>TOTAL NON-CURRENT ASSETS</b>	<b>18,228.82</b>	<b>18,228.82</b>	<b>18,228.82</b>
<b>Current Liabilities</b>			
Accounts Payable	36,992.28	56,673.19	36,339.32
GST Payable	-225.58	2,319.46	868.96
<b>TOTAL CURRENT LIABILITIES</b>	<b>36,738.95</b>	<b>58,992.65</b>	<b>37,208.28</b>
<b>TOTAL LIABILITIES</b>	<b>36,738.95</b>	<b>58,992.65</b>	<b>37,208.28</b>
<b>NET ASSETS</b>	<b>79,413.86</b>	<b>65,733.28</b>	<b>88,499.16</b>
<b>TOTAL MEMBERS' FUNDS</b>	<b>79,413.86</b>	<b>65,733.28</b>	<b>51,290.88</b>

**Fixed Assets**

Date Purchased	Description	Quantity	Amount
28/07/97	Anti Wave Goals	2	3,350.00
21/12/98	Timing equipment	1	2,725.00
30/12/98	Digital Camera	1	499.00
07/07/99	3 Burner Barbecue	1	200.00
13/10/99	Storage Bin	1	64.00
03/02/00	Folding Goals	2	2,545.00
05/03/01	SAWPI Banner	1	159.50
15/06/01	Storage Bin	1	52.50
10/01/04	Storage Cabinet	1	323.64
15/05/04	Computer System	1	3,018.18
08/10/05	Fax Machine	1	599.00
20/12/07	Scoreboard	1	4,692.80
	<b>TOTAL</b>		<b>18,228.62</b>

## 6 State Representative Teams

### 6.1 14 & Under East Coast Challenge

Venue - Brisbane, Queensland, July 3-5 2010

#### BOYS

NAME	CLUBS
James Moriarty	Eastern Saints
Cam Den Dekker	Vikings
Jack Hewson	Vikings
Harrison Gibbs	Henley
Maxwell Joy	Tritons
Andrew Waters	Eastern Saints
Liam Kuchel	Vikings
Luke Macolino	Vikings
John Swan	Tritons
Samuel Jackson	Tritons
Andrew Van Der Pannen	Tritons
Thomas McGovern	Vikings
Liam Cameron	Vikings
Jeremy Dyson	Vikings
Milan Bajcetic	Henley
Coach:	Tony Hall
Manager:	Michael Den Dekker

#### GIRLS

NAME	CLUB
Georgina Symons	Tritons
Hannah Kennedy	Tritons
Adrienna Scott	Vikings
Morgan Rowbottom	Tritons
Anna Wilkinson	Tritons
Lauren McGrechan	Tritons
Jessica Barker	Tritons
Sophie Bach	Tritons
Esther Riebe	Tritons
Keicee Byrnes	Tritons
Cordelia McTaggart	Tritons
Millicent Emery	Tritons
Coach	Damon Maslin
Manager	Carolyn Symons

Results:	QLD M	19-1	Loss	QLD M	34-0	Loss
	QLD W	9-2	Loss	QLD W	26-0	Loss
	NSW B	16-3	Loss	NSW B	15-5	Loss
	NSWW	11-0	Loss	NSWW	22-0	Loss
	VIC	19-9	Loss	VIC	17-1	Loss
Playoff 5thv6th	NSWW	11-1	Loss	VIC	15-0	Loss

Placing: 6<sup>th</sup> out of 6

Highest goal Scorer: James Moriarty 6 /6 games

6<sup>th</sup> out of 6

Highest goal scorer: Georgina Symons & Hannah Kennedy 2/6 Games

## 6.2 16 & Under National Championships

Venue - Brisbane, Queensland, 29 Sept- 4 Oct 2009

### BOYS - ADELAIDE JETS

PLAYERS	CLUBS
Angus Flavel	Tritons
Jack O'Loughlin	Vikings
Lachlan Cameron	Vikings
George Laparidis	Tritons
Joshua Harvey	Tritons
David Harvey	Tritons
Dylan Baker	Vikings
Dylan Scott	Vikings
William Dayman	Vikings
Dan Hall	Tritons
Sam Huis in't veld	Eastern S
Charlie Horsnell	Henley
Michael Sloan	Vikings

Coach: Tony Hall

Manager: Thomas Dayman

#### Results - Boys

City Beach	5-6	Loss
Nordek	15-0	Win
Cronulla Black	7-4	Win
Drummoyne	5-9	Win
Brisbane Barras	7-6	Win
First Semi-Final Vs Cronulla Black	7-9	Loss
Bronze Medal Vs UNSW Wests Magpies	7-14	Loss

Placing 4th of 19

Highest Scorers Lachlan Cameron 18/7games

Born 93 Australian Squad: Lachlan Cameron and Chloe Barr

### GIRLS - ADELAIDE UNITED

PLAYERS	CLUB
Nyssa Wedding	Tritons
Alisa Ahmed	Tritons
Lucinda Swan	Tritons
Alexandra Carter	Tritons
Shana Ahmed	Tritons
Rebecca Copson	Tritons
Hannah Fennel	Vikings
Stephanie Copson	Tritons
Emma Opie	Vikings
Paige Mortimer	Tritons
Gabriella Morris Tester	Tritons
Stephanie Inat	Tritons
Ashley Otten	Tritons

Coach: Terril Ashton

Managers: Jill Ahmed & Jacqui Copson

#### Results - Girls

UNSW Killer Whales Yellow	3-6	Loss
Essendon	12-10	Win
Drummoyne Red	4-21	Loss
Dolphins Blue	9-3	Win
Brisbane Barras	4-9	Loss
Cronulla Greys	7-4	Win
All Hallows	1-8	Loss

Playoff for 15<sup>th</sup> and 16<sup>th</sup> KFC Qld Breakers 4-8 Win

Placing 15th of 24

Emma Opie: 20/8games



### 6.3 18 &U National Championships

Venue - Perth, 19-24 January 2010

#### BOYS

NAMES	CLUBS
Milan Dobrijevic	Eastern Saints
Paxton Barr	Henley
Lachlan Cameron	Vikings
Daniel Hall	Tritons
Nicholas Brbot	NSW draft
Lachlan Rath	Vic draft
Keelan Day	WA draft
Christopher Macolino	Vikings
William Dayman	Vikings
Charlie Horsnell	Henley
Oliver Tinley	WA draft

**Coach:** Alex Parsonage

**Manager:** Liz Cameron

#### GIRLS

NAME	CLUB
Nyssa Wedding	Tritons
Belinda Symons	Tritons
Jodie Adams	Tritons
Alexandra Carter	Tritons
Shana Ahmed	Tritons
Ashlee Othen	Tritons
Lucinda Swan	Tritons
Stephanie Copson	Tritons
Emma Opie	Vikings
Chloe Barr	Tritons
Ali Thomas	Henley
Paige Mortimer	Tritons
Kathleen McHugh	Tritons

**Coach:** Terril Ashton

**Manager:** Lianne Thomas

Results:	VIC	6-23	Loss	VIC	11-7	Win	
	QLD(W)	7-14	Loss	QLD(W)	10-11	Loss	
	NSW(B)	5-21	Loss	NSW(W)	7-15	Loss	
	NSW(W)	4-17	Loss	NSW(B)	2-19	Loss	
	QLD(M)	5-15	Loss	QLD(M)	6-21	Loss	
	WA	2-23	Loss	WA	6-15	Loss	
	Gold			Gold			
	WA	9-12	Loss	WA	6-2	Win	
	Black			Black			
Play off 7 <sup>th</sup> v 8 <sup>th</sup>	WA	5-11	Loss	Playoff 5 <sup>th</sup> v 6 <sup>th</sup>	Qld (W)	6-9	Loss
	Black						

Placing 8th from 8

Highest goal scorer Paxton Barr 15/8games

Placing 6<sup>h</sup> from 8

Highest goal scorer Chloe Barr 21/8games

Born 91 Australian Squad: Paxton Barr, George Bretag Norris, Tom Dayman, Kathleen McHugh

## 6.4 20 & Under National Championships

Melbourne, Victoria 6-11<sup>th</sup> July 2010

### BOYS

NAMES	CLUBS
Anthony Hrysanthos	NSW draft
Tom Dayman	Vikings
Lachie Cameron	Vikings
Connor Sangster	Vikings
Jake Stanton	NSW Draft
George Bretag-Norris	Vikings
Nick Willett	NSW Draft
Will Dayman	Vikings
Paxton Barr	Henley
Tristan Sangster	Vikings
Charlie Horsnell	Henley
Milan Dobrijevic	Eastern Saints

**Coach:** Anthony Martin

**Manager:** Mark Dayman

**Results:**

QLD	9-18	Loss
NSW	10-20	Loss
VIC	8-13	Loss
WA	7-10	Loss

Playoff 5v6 WA 7-13 Loss

### GIRLS

NAME	CLUB
Nyssa Wedding	Tritons
Adriana Forte	Eastern Saints
Alisa Ahmed	Tritons
Jessica Martin	Henley
Isobel Bishop	Tritons
Katherine Antle	Tritons
Hannah Fennel	Tritons
Stephanie Copson	Tritons
Emma Opie	Vikings
Shana Ahmed	Tritons
Alexandra Thomas	Henley
Stephanie Inat	Tritons
Kathleen McHugh	Tritons

**Coach:** Sophie Ricketts

**Manager:** Jill Ahmed

QLD	6-24	Loss
NSW(W)	13-10	Loss
VIC	12-7	Loss
WA	11-15	Loss
NSW(B)	7-24	Loss

Playoff 5v6 Vic 6-14 Loss

Highest Scorer Tom Dayman 17/5games Iso Bishop 13/6 games, Jess Martin 13/6games

Placing: 5<sup>th</sup> from 5<sup>th</sup> 6<sup>th</sup> from 6<sup>th</sup>

Australian Team: Tom Dayman

Australian Team: Iso Bishop  
Kathleen McHugh

## 6.5 23 & Under Men's Club Championship

Venue - Canberra Institute of Sport 24-27 June 2010. South Australia sent a combined team with Victoria to this competition. The timing of the competition meant that it was difficult for players to attend due to exams. This was difficult to organise and very costly.

Thomas Dayman, George Bretag-Norris, Lachlan Cameron, Will Dayman, Charlie Horsnell and Connor Sangster competed as part of the Jets team in this competition. The team only won 1 game but it was a very good experience, and training focus for the post-NL period, for the SASI athletes in a competition versus the best senior athletes in Australia.

### **MEN**

<b>NAMES</b>	<b>CLUBS</b>
	Draft
Charlie Horsnell	Henley
Connor Sangster	Vikings
George Bretag-Norris	Vikings
Tom Dayman	Vikings
Lachlan Cameron	Vikings
William Dayman	Vikings
Tait Sengstock	Victoria Draft
Jeff Disken	Victoria Draft
Stephen Lewis	Victoria Draft
Mitch Baird	Marquee
Jarrold Gilchrist	Marquee
Luke Quinlivan	Marquee
<b>Coach:</b>	Eddie Denis
<b>Manager:</b>	Mark Dayman

## 7 Season Statistics & Awards

### 7.1 Premiership Tables

A Men	G	W	L	D	F	Pts	GF	GA
Henley	17	16	1	0	0	65	208	99
Vikings	17	12	5	0	1	52	193	82
Tritons	16	2	14	0	6	16	75	193

#### **Semi Final**

Vikings (27) defeated Tritons (3)

#### **Grand Final**

Vikings (10) defeated Henley (9)

A Women	G	W	L	D	F	Pts	GF	GA
Vikings	12	8	3	1	0	37	88	69
Henley	12	6	5	1	2	29	65	79
Tritons	12	3	9	0	0	21	80	85

#### **Semi Final**

Henley (12) defeated Tritons (4)

#### **Grand Final**

Henley (9) defeated Vikings (7)

B Men	G	W	L	D	F	Pts	GF	GA
Henley	13	11	1	1	0	47	155	84
Vikings Black	13	7	6	0	0	34	119	115
Vikings	12	6	5	1	0	31	119	93
Eastern Saints	12	4	8	0	0	24	95	130
Tritons	13	3	8	2	1	23	75	111

#### **1<sup>st</sup> Semi Final**

Vikings (9) defeated Eastern Saints (8)

#### **2<sup>nd</sup> Semi Final**

Henley Sharks (9) defeated by Vikings Black (11)

#### **Preliminary Final**

Henley Sharks (12) defeated Vikings (9)

#### **Grand Final**

Vikings Black (14) defeated Henley Sharks (11)

B Women	G	W	L	D	F	Pts	GF	GA
Tritons	14	13	1	0	1	52	193	56
Tritons Crocs	13	10	3	1	1	44	151	67
Eastern Saints	14	7	7	0	0	35	100	148
Vikings	14	6	8	0	0	32	106	106
Masters	14	2	12	0	6	14	49	142
Henley Sharks	13	2	11	1	10	11	20	100

**1<sup>st</sup> Semi Final**

Vikings (11) defeated Eastern Saints (10)

**2<sup>nd</sup> Semi Final**

Tritons (14) defeated Tritons Crocs (6)

**Preliminary Final**

Tritons Crocs (12) defeated Vikings (10)

**Grand Final**

Tritons (15) defeated Tritons Crocs (7)

U17 Boys	G	W	L	D	F	Pts	GF	GA
Vikings	15	15	0	0	0	60	157	31
Eastern Saints	15	7	7	1	2	35	86	75
Tritons Gators	15	4	10	1	4	24	64	122
Tritons Crocs	15	3	12	0	3	21	55	134

**Semi Final**

Tritons (4) defeated Eastern Saints (1)

**Grand Final**

Vikings(11) defeated Tritons (2)

Premier League Men	G	W	L	D	F	Pts	GF	GA
Vikings	9	4	2	3	0	22	74	55
Henley Sharks	9	4	3	2	0	20	71	57
Adelaide Tritons	9	4	3	2	0	20	58	57
Eastern Saints	9	2	6	1	2	10	46	80

Premier League Women	G	W	L	D	F	Pts	GF	GA
Adelaide Tritons	9	8	1	0	0	32	83	32
Adelaide Tritons Crocs	9	5	4	0	0	20	66	49
Adelaide Vikings	9	5	4	0	1	20	53	48
Henley Sharks	9	0	9	0	2	0	25	98

## 7.2 Premiership Teams

---

### Under 17 Men

#### *Slim Cooper' Perpetual Shield*

##### **VIKINGS**

William Dayman  
Jack Hewson  
Joel Lahnstein  
Luke Macolino  
Oliver Nicholl  
Tom Oosterholt  
Tristan Sangster  
Billy McFall  
Dylan Baker  
Chris Macolino  
Luke Robinson  
Cameron Dendekker  
Hugh Woods

---

### B Grade Women

#### **TRITONS**

Chloe Barr  
Belinda Symons  
Kathleen McHugh  
Shannon Adams  
Chelsea Allen  
Jodie Adams  
Katherine Schell  
Topa Petit  
Bridie Howley  
Nyssa Wedding

### B Grade Men

#### *Fred Angus Perpetual Trophy*

##### **VIKINGS**

David Kirkwood  
Don Jon Ricci  
Dylan Baker  
Jack O'Loughlin  
Michael Sloan  
Shaun Baker  
Stuart Frost  
Daniel Koronis  
Michael Schinella  
Connor Sangster  
Tristan Sangster  
Pat Wells

---

### A Grade Women

#### *Ron Howell Perpetual Shield*

##### **HENLEY**

Victoria Risby  
Edwina Birdseye  
Jessica Martin  
Alexandra Thomas  
Emily Martin  
Anika Richardson  
Caitlin Shem  
Sophie Ricketts  
Sarah Jane Forrest

### A Grade Men

#### *Brighton Cement Works Perpetual Shield*

##### **VIKINGS**

Nathan Portlock  
Aaron Coad  
Lachlan Cameron  
Daniel Parrish  
George Bretag-Norris  
Will Dayman  
Jamie Histed  
Patrick Harmer  
Thomas Dayman  
Mark Parrish  
Joshua Frost

### 7.3 Leading Goal Scorer

A GRADE MEN	Matthew Martin	Henley	42 goals
A GRADE WOMEN	Lisa Callahan	Vikings	36 goals
B GRADE MEN	Brad Morris	Henley	56 goals
B GRADE WOMEN	Chloe Barr	Tritons	55 goals

### 7.4 Best and Fairest

UNDER 17 MEN <i>Charles Scalzi Trophy</i>	William Dayman	Vikings	22 votes
A GRADE MEN <i>Harold Culgan Memorial Cup</i>	Luke Northcott	Henley	14 votes
	Patrick Harmer	Vikings	Joint winners
A GRADE WOMEN	Lisa Callahan	Vikings	20 votes
B GRADE MEN	Brad Morris	Henley	28 votes
B GRADE WOMEN	Chloe Barr	Tritons	21 votes

### 7.5 Volunteer(s) of the Year

*Paul Raynor 'Life Member' Trophy* Mark Dayman

### 7.6 Club of the Year

*City of Adelaide Jubilee Trophy* Vikings

*Basis of calculation agreed by the SAWPI Board*

- Premierships won*
- New members*
- Australian Representation*
- SAWPI Board Participation*
- Volunteers to assist World League*
- National League Players*
- State Team Players*

## 7.7 National League - Adelaide Jets

### Introduction.

The 2010 National Water Polo League season was the 20<sup>th</sup> successive year of involvement in the Australian National League for the Adelaide Jets men and the 7<sup>th</sup> for the Jets women.

#### **Sponsorship :**

##### **Major Sponsor**

- In 2010 it was extremely pleasing to have the support of **Major Sponsor - Fyfe Surveyors and Engineers** as a major sponsor of the Jets.

##### **Associate Sponsors**

- In 2010, the Adelaide Jets also benefited from the continued and valued support of **Associate Sponsors - Adelaide Aquatic Centre, Adelaide Fresh Fruiterers, A - G Security, Caledonian Hotel, Leading Edge, Dekker Motor Bodies, EMA Legal. Mikasa, Office of Recreation & Sport, SASI – South Australian Sports Institute, South Australian Water Polo Inc and The West Lakes Dental Clinic.**
- **The Jets Men's Vice Presidents group – Mark Dayman, Michael Den Dekker, Jon Harmer, David Martin, Lyn Martin, Michael O' Connell and Rob South.**

#### **2010 season Thank you's :**

During the 2010 season we saw the continued success of the standard of presentation of our home games. Crowd numbers were very good, with the home town support certainly appreciated by our teams. It is a little known fact to our local supporters that the attendance at Adelaide Jets games is better than the vast majority of interstate venues. The professional game day presentation of the Jets game is also received very favorably by our interstate visitors.

The assistance of the Volunteer SA organisation was of invaluable benefit again this year. Thank you to Barbara Frost for overseeing their involvement. Thank you to the Dayman family for their assistance in running the BBQ and assisting with the raffle at Home Games and to the junior jets squad members for assisting as goal judges. Thank you to the many parents, relatives and friends for their support with table duties and sundry other set up / pack up duties on game days. Sincere thanks also to Peter Bayne for his work as Jets Delegate. His considerable expertise was much appreciated in his communication with AWPI and the NWPL as well as overseeing the roster for and operation of the officials table on Home Match days.

Thank you also to our men's import players Alex Parsonage and Glen Robinson (Great Britain) and women's import, Sydney Gstettenbauer (USA) for their efforts for the Jets for 2010. They not only augmented the Jets playing roster but were more than happy to assist as junior coaches and referees. Thanks guys !

Thank you to the Parrish family initially and Bretag/Norris family and Hall family and Shem family for their collective contributions in hosting our 3 import players. It is genuinely appreciated! Thank you very much on behalf of all involved with the Jets !

Lastly, a particularly big thank you to National League women's coach Eddie Denis and for his involvement with the Women's team. Eddie's coaching involves countless hours of dedication to



training, matches and interstate road trips away. Thank you for your commitment to the Women's National League team. Thank you also to Terrill Ashton for her considerable coaching and managerial support with the Jets Women.

In conclusion, I wish to congratulate one and all who have been involved with our National League teams this year. For our National League teams to remain competitive on the National stage requires considerable time, effort and expertise from the many people mentioned above. Whilst the Jets program draws heavily on the resources of SAWPI, it provides a wonderful pathway for our young athletes to compete on the National and International stage. It provides a tangible link between domestic club Water Polo and the Olympic games ; a unique opportunity that the sport of Water Polo provides its participants.

## **Jets Women National League 2010**

This year, the Adelaide Jets Women had 3 wins and 1 draw, finishing 10<sup>th</sup> on the National League ladder. This was a vast improvement on the previous year, where the team finished 12<sup>th</sup> and did not win a game.

At the start of the 2010 preparation season, the equilibrium of the team was disrupted by the departure of the Jets' perennial highest goal scorer and MVP, Lisa Callahan, to the Drummoyne Club in Sydney. The departure of Lisa created a big hole to fill – approximately 50 goals in the season!! After discussing the possible outcomes of Lisa's departure, the squad decided to see the new situation as an opportunity for other athletes in the team to 'step up' and increase their goal scoring output in season 2010. Pleasingly, this did occur and the Jets scored the same number of goals in 2010 as in 2009.

### ***Training Program :***

The Jets pre-season training program started in October. Through till December, the focus of training was on:

- Aerobic fitness – both in the pool and through cross training (running and ball games)
- Enhancement of throwing skill + power through added land sessions which included throwing tennis balls, baseballs, medicine balls and utilizing a theraband strengthening program.
- In pool Counter Attack and Counter Defence.

The Squads commitment to the pre-season program was very good and improvements in these targeted areas were pleasing.

Toward the end of this pre-season period a Meta-Analysis of game Coding data taken during the 2009 season was done to determine if there were underlying patterns to the goal scoring of the Jets and of their Opponents.

**Jets Goals:** It was found that the goals that the Jets scored in 2009 occurred primarily after an opposition goal had been scored and team changes could be made. Most of the Jets goal scoring opportunities came from good Centre Forward (CF) play (either through good shots or winning of exclusions) or as a result of exclusions gained from the field. This information pointed to the need for greater emphasis on good passes to CF, higher conversion rate from the CF's and creating more Exclusion's each game in season 2010.

**Opposition Goals:** The analysis of 2009 data showed that 42% of all goals scored against us came after an error in our attack i.e. ball stolen, bad pass or offensive. This led to Counter Attack opportunities for the opposition and pointed to the need for better ball security in our attack as well as greater awareness of opposition Counter Attack opportunities in 2010. Another 37% of Opposition goals in 2009 came from

poor shots i.e. Jets shots which missed, were saved or blocked. This was the reason why specific attention was paid to shooting technique and power development during the pre-season in 2010.

Another important factor, which markedly affected the Opposition goal scoring in 2009, was the Jets' Goal keeping performance. The goalie in any game needs to save a minimum 50% of 'shots which need saving' to be judged to have had a good goalkeeping performance. In 2009, there were 12 games out of 22 in which our Goalie had a save rate below 50%. The importance of this to the outcome of our games was discussed and made clear to Victoria Risby early in the training program for 2010.

From January onward, all Jets sessions were targeted toward game specific skills and game preparation. We continued with development of Counter Attacking and Counter Defensive play, Shooting technique and power, ball security in attack, quality of passing and Extra Man attacking options.

### ***Player Report :***

The Jets maintained their goal scoring ability between 2009 and 2010 even though the team lost their highest goal scorer, Lisa Callahan for the 2010 season. Jess Martin (35 goals) and Sophie Ricketts (29 goals) together contributed 18 more goals in 2010 compared to 2009, while new members to the team, Chloe Barr and Sydney Gstettenbauer (import) between them scored 47 goals for the season. The top 5 goal scorers for 2010 were Jess Martin, Sophie Ricketts, Sydney Gstettenbauer, Chloe Barr and Isobel Bishop.

Happily, our concentration on Counter Defence, ball security, quality passing and goalkeeping performance in our training sessions, along with the addition of a number of new, fast swimming players in Chloe Barr and Kathleen McHugh, meant that in 2010 we stopped the Opposition scoring as many goals against us. During the 2009 season our Opponents scored (on average) 12.5 goals per game against us while in 2010 they scored 11.2 goals per game against us. The improved performance of our goalkeeper, Victoria Risby, this season also contributed strongly to this improved performance. Whereas in 2009 Torz dropped below the desired 50% save rate in 12 games, in 2010 she only dropped below this target for 9 games. Our best players for the 2010 season based on overall game stats for both attacking and defensive actions were Isobel Bishop, Sophie Ricketts, Sydney Gstettenbauer, Chloe Barr and Jessica Martin.

Isobel, Sophie and Jessica as the three most experienced members of the Jets team in 2010, led with enthusiasm and courage throughout the season in a way that bodes well for our coming years in National League. All three improved their performance levels in 2010, playing more game time this year than any other and ranking among the highest goal scorers and top MVP players for the 2010 Season.

Chloe Barr playing in her first National League season was a revelation, taking to the games like she was already a veteran and scoring 20+ goals plus gaining 1+ exclusion per game in the process. Chloe's work on both Counter Attack and Counter Defence for the Jets was outstanding throughout the season.

Sydney Gstettenbauer, our USA import for the season, was a fantastic addition to the Jets team in 2010. Her sunny disposition contributed positively to both the training and game environments, though her congenial nature hid her toughness and determination in games. Sydney's strong shot earned her 27 goals for the season and she gained 1.3 exclusions per game from her powerful Drives. Sydney worked tirelessly in both attack and defence and was at her best against the heavier/ rougher teams in the competition.

### ***Thanks***

Special thanks from the Women's Jets Team for 2010 needs to go to:

- Terril Ashton our tireless Manager who, as always, organized our Team travel and uniform for us, was our mum on Road Trips, kept spirits up when down and maintained our perspective on things.
- James Trotter the Jets Physiotherapist who makes himself available for all our home games and for individual consults during the week (all year round). James is a real asset for our senior water polo programs
- The Shem family who happily took on the main task of looking after Sydney Gstettenbauer this season. Many Thanks, though by all reports Sydney became a member of the Shem family very easily.
- To all the other players and families that helped to look after Sydney on occasion during her stay. As much as the Shem's loved having Sydney staying with them, it was great for the Shem's to get some time for themselves on occasion as well.
- A personal thanks to Caitlin Shem who, even though she pulled out of the Jets playing Squad early in the 2010 season, still attended all training sessions and helped film our home games for the whole season. Caitlin was an amazing example of team spirit and maturity for the whole squad during the 2010 season.
- Peter Bayne who took on the role of National League Manager for the first time in 2010.
- All our National League sponsors, volunteers and workers that make our home games such a great experience.

### Jets Men's National League 2010

This year, the Adelaide Jets Men had 5 wins and 1 draw finishing 10<sup>th</sup> on the National League ladder with a total of 33 points. This was a considerable improvement on 2009 when, despite still finishing 10<sup>th</sup> the Jets men won 2 games, drew 1 and finished with 22points. To further emphasise the team's improved performance; in 2009 the Jets Men scored 173 goals for and 313 against for a goal difference of -140 as compared with 171 goals for and 231 against for a goal difference of -60 in 2010. The 80 goal improvement in goal difference in 2010 reflects an improvement in average margins from – 6.2 goals in 2009 to - 3.1 in 2010. Our opponents averaged 14.2 goals in 2009 to 11.5 in 2010.

The season began with some optimism with new coach Goran Tanaskovic at the helm and the experienced Matthew Martin returning after an absence of 2 years and 2008 MVP Patrick Harmer returning after a 1 season sojourn with Drummoyne WPC. The squad was also augmented with talented Great Britain imports Alex Parsonage and Glen Robinson. These gains were tempered somewhat by the loss of 2009 MVP and highest goal scorer Luke Northcott (54 goals), to Sydney University WPC. Nicholas Martin was elected captain for 2010 and a leadership group of Nicholas, Marshall Morley and Patrick Harmer was selected by the playing group.

Pre season training commenced in October with Goran and myself conducting x2 evening sessions and Saturday mornings and Eddie Denis overseeing x2 morning swim sessions. Attendance during preseason was generally very good and with the return of Anthony Martin from overseas and arrival of Alex and Glen from the UK the full squad was assembled.

#### ***Player report :***

One of the most significant improvements with the Jets Men in 2010 was in its performance defensively. The defence was lead superbly by 2010 MVP Marshall Morley in goals. On many occasions Marshall kept us in games or covered for our defence 1 on 1. His leadership was outstanding in organising the defence and providing a springboard for counter attack. The increased depth in our playing ranks in 2010 also

contributed to our defensive performance. The depth provided with the return of Matthew Martin, Patrick Harmer and addition of Glen Robinson and Alex Parsonage, made our line up far more formidable than in recent years. Despite losing 2009 Highest goal scorer Luke Northcott pre season, his 54 goals in 2009 were compensated for by the addition of the above 4 in 2010, scoring a total of 93 goals between them.

This together with the input from younger team members such as Joshua Frost, Thomas Dayman, George Bretag Norris, Paxton Barr, Jason Wedding and Lachie Cameron gave our squad great depth and augers well for the future. Congratulations and thankyou also to youngsters Charlie Horsnell and William Dayman whose commitment as "rookies" was very pleasing, undertaking the full training load despite not playing any games for 2010. It is hoped their time will come in the not too distant future.

I would like to pay particular thanks to Captain Nicholas Martin. His maturity and leadership was excellent, particularly with the unexpected departure for the season of coach Goran Tanaskovic. Nick's time and effort in his very important leadership role was greatly appreciated. To his fellow "older" team members, Anthony Martin, Luca Vezzosi, Tim Martin, Matthew Martin and Nathan Portlock, thankyou for your ongoing commitment to the Jets in the face of full time work and family commitments. The balance and maturity you provide around the group is greatly appreciated. To Nathan in particular, whilst your achievements have been very well documented throughout the year a final thank you for your incredible contribution to the Adelaide Jets over 18 years.

In closing good luck to the team next year. Ideally we will look to build on what has been achieved this year. With greater playing time for our ever improving younger brigade and some further recruitment it is hope that we can inch closer again to the top 6.

Jon Harmer,  
Manager, Assistant Coach.

**Player Lists**

ADELAIDE JETS - MENS TEAM				ADELAIDE JETS - WOMENS TEAM			
	NAME	AGE	HEIGHT		NAME	AGE	HEIGHT
1	Marshall Morley	24	194	1	Victoria Risby	20	180
2	Nicholas Martin	26	189	2	Edwina Birdseye	19	162
4	Patrick Harmer	21	187	3	Sydney Gstettenbauer	23	168
5	Luca Vezzosi	24	181	4	Jessica Martin	19	177
6	Tim Martin	25	187	5	Isobel Bishop	18	180
7	Alex Parsonage	24	174	6	Sorcha Murphy	19	171
8	George Bretag-Norris	18	198	7	Kate Antle	19	171
9	Tom Dayman	19	185	8	Brianna Rositano	23	170
10	Anthony Martin	23	182	9	Catlin Shem	20	166
12	Glen Robinson	21	189	10	Sophie Ricketts	22	179
13	Joshua Frost	20	185	11	Alexandra Thomas	17	170
14	Lachlan Cameron	16	178	12	Sarah Forrest	20	178
15	Paxton Barr	17	180	13	Kathleen McHugh	18	170
16	Charlie Horsnell	16	183	14	Emma Opie	18	170
18	Nathan Portlock	33	194	15			
19	William Dayman	15	192	18	Nyssa Wedding	16	169
22	Matthew Martin	27	196	21	Chloe Barr	15	170

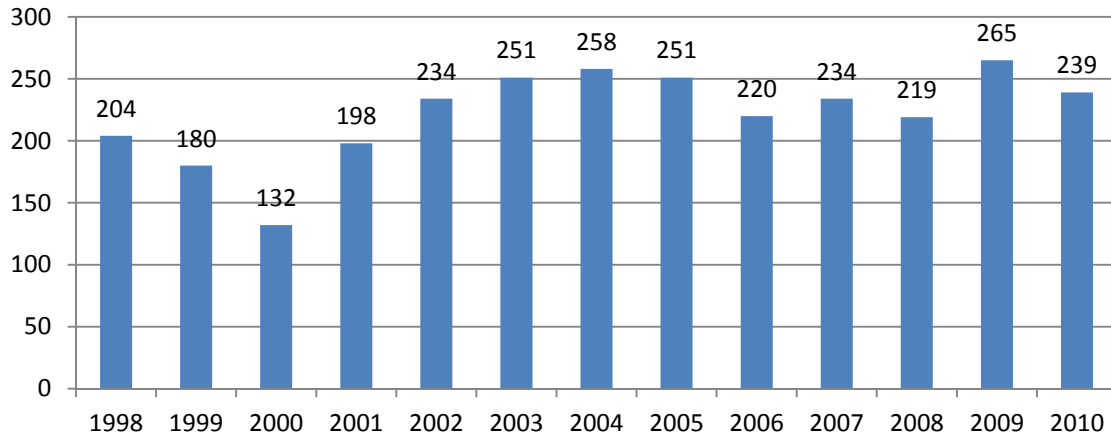


## 2010 Results

ADELAIDE JETS - MENS TEAM			ADELAIDE JETS - WOMENS TEAM		
KFC Breakers	6-9	loss	KFC Breakers	8-10	loss
Brisbane Barracudas	8-14	loss	Brisbane Barracudas	8-13	loss
KFC Breakers	6-13	loss	KFC Breakers	11-14	loss
Brisbane Barracudas	9-9	<b>draw</b>	Brisbane Barracudas	9-14	loss
Wests Magpies	4-10	loss	Uni NSW Killer Whales	7-11	loss
Wests Magpies	3-11	loss	Uni NSW Killer Whales	4-10	loss
Drummoyne Devils	8-13	loss	Drummoyne Devils	6-12	loss
Drummoyne Devils	8-10	loss	Drummoyne Devils	6-15	loss
Fremantle Mariners	1-12	loss	Fremantle Marlins	6-13	loss
Fremantle Mariners	5-18	loss	Fremantle Marlins	4-15	loss
Cronulla Sharks	14-8	<b>win</b>	Cronulla Sharks	15-8	loss
Cronulla Sharks	12-8	<b>win</b>	Cronulla Sharks	4-13	loss
Sydney Uni Lions	7-8	loss	Sydney Uni Lions	11-11	<b>draw</b>
Sydney Uni Lions	6-8	loss	Sydney Uni Lions	6-8	loss
Hunter Hurricanes	9-7	<b>win</b>	Hunter Hurricanes	11-10	<b>win</b>
Hunter Hurricanes	8-10	loss	Hunter Hurricanes	6-7	loss
Balmain Tigers	7-10	loss	Balmain Tigers	4-10	loss
Balmain Tigers	4-8	loss	Balmain Tigers	5-9	loss
Victorian Tigers	10-12	loss	Victorian Tigers	8-12	loss
Victorian Tigers	11-14	loss	Victorian Tigers	7-13	loss
UWA Torpedos	9-7	<b>win</b>	UWA Torpedos	9-5	<b>win</b>
UWA Torpedos	16-12	<b>win</b>	UWA Torpedos	10-8	<b>win</b>

## 7.8 Membership Statistics

**Figure 1 Registration** (excluding non-playing life members)



*Figure 2 Membership by Club numbers and percentage*

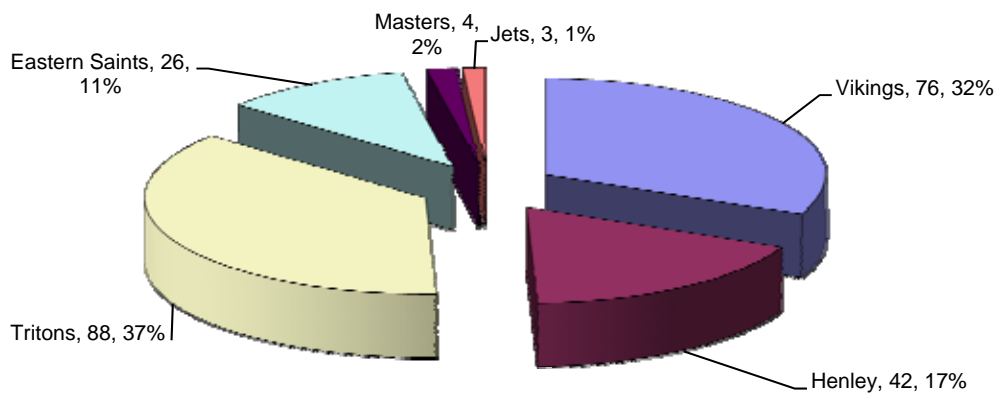


TABLE 1 - MEMBERSHIP BREAKDOWN					
CLUB	MALE		FEMALE		Comments in comparison to last year
	Senior	Junior	Senior	Junior	
<b>Tritons</b>	13	31	16	28	Membership +6. static in male. female (+6)
<b>Vikings</b>	26	26	16	8	Membership -3. junior male (-8), senior female (+5)
<b>Henley</b>	18	8	13	3	Membership -19, junior male (-7), female (-9)
<b>Saints</b>	6	10	1	9	Membership (-9), junior male (-6), senior female (-3)
<b>Masters</b>			4		
<b>Jets</b>	2		1		
	65	75	51	48	
	140		99		Senior male (-5), Junior male (-20), female ≈ static
	239				Down by 26 (9.8%) from 265. (data July 2010)

## 7.9 Governance

At the end of 2007/2008 around 5 long standing Board members had stood down from the SAWPI Board. The year of 2008/2009 was a transition year for the SAWPI Board with 20 different people attending Board meetings. In 2008/2009 the Secretary and Treasurer were not able to finish their year. This transition and lack of stability presented a significant challenge for those left to do the work.

The year 2009/2010 has seen stability and participation return. Only 12 different people attended Board meetings. The average attendance for all Board members was around 75%. Our Board is diverse for gender and background and includes 3 players. The strength of this Board is that all members contribute both in the meetings and between the meetings. Our meetings have been mostly well behaved, productive and completed in a reasonable time frame. An area of improvement for our meetings is not straying onto related issues and avoiding detail especially when an item has been delegated.

<b>BOARD</b>	Sep	Oct	Nov	Dec	Jan	Feb	Mar	Apr	May	Jun	July	Aug	TOTAL
M Dayman	Y	Y	Y	Y	Y	Y	Y	Y	Y	Y	Y	Y	12
J Medcalf	A	Y	Y	Y	Y	Y	Y	Y	Y	Y	Y	A	10
L Cameron	Y	Y	Y	Y	Y	Y	Y	A	Y	Y	A	Y	10
G Barr	Y	Y	A	Y	Y	Y	Y	A	Y	Y	Y	Y	10
R White	Y	A	A	Y	Y	A	Y	A	Y	Y	Y	Y	8
D Dayman	Y	Y	Y	Y	Y	A	A	Y	Y	Y	Y	Y	10
M Manojlovic	Y	A	Y	Y	Y	Y	A	Y	Y	Y	Y	Y	10
L Perry						Y	A	Y	Y	Y	Y	A	5
N Martin			Y	Y	A	A	A	A	A	A	A	A	2
D Seret	Y	A	Y	Y	A	A	Y	Y	Y	Y	Y	Y	9
K Sangster									Y	Y	Y	A	3
A Colley	A	Y	A	A									1
<b>STAFF</b>													
J Harmer	Y	Y	Y	Y	Y	Y	Y	Y	Y	Y	Y	A	11
S Hall	A	Y	A	Y	Y	A	A	Y	Y	Y	Y	A	7

<b>Committees - Board Attendees</b>	<b>State League</b>	<b>Marion Centre</b>	<b>Adelaide Aquatic</b>	<b>ORS Functions</b>
Graham Barr	Y	Starting	Starting	
John Medcalf	Y			Y
Derek Seret		Y	Y	Y
Mark Dayman		Starting	Y	Y
M Manojlovic	Y			
<b>Staff</b>				
JH	Y	Y	Y	Y



In addition to the above Board participation in Committees for SAWPI operations the following is a list of activities formally undertaken by the CEO Jon Harmer and Peter Bayne.

- 2 AWPI National Conferences - Sydney
- 2 Joint Management meetings at SASI representing SAWPI with AWPI, & SASI.
- Numerous meetings at ORS representing SAWPI on SAC (State Aquatic Centre) planning committee.
- All Eastern Saints Club Meetings when in SA.
- AUS Mens Team Manager 2010.

## 8 Sponsors

South Australian Water Polo Inc would like to thank their sponsors for the past season, without whose help, many aspects of our sport would not be able to be accomplished.

A past major sponsor has unfortunately failed to pay agreed sponsorship amounts over a number of seasons totalling \$20,750. The same sponsor also withdrew sponsorship at the commencement of the 2009 National League Season after agreeing to continue. Not only did this add another \$16,400 to the agreed sponsorship total but resulted in an actual lost opportunity to the association with another sponsor. This has placed the association under great financial strain by having in excess of \$37,000 in sponsorship not being received. The invoiced amount of \$20,750 is in the process of debt collection.

2009-2010 was a challenging year for sponsorship but excellent grounds have been made..

It is hoped that the sponsors have valued their association and continue to support water polo in this State.

### **2009-2010 Sponsors for South Australian Water Polo.**

Government of South Australia through the Office for Recreation and Sport

Adelaide Aquatic Centre

Fyfe Pty Ltd

Caledonian Hotel

EMA Legal Pty Ltd

West Lakes Dental Clinic

### ***Associate Sponsors for the Jets***

- In 2010, the Adelaide Jets also benefited from the continued and valued support of **Associate Sponsors - Adelaide Aquatic Centre, Adelaide Fresh Fruiterers, A - G Security, Caledonian Hotel, Dekker Motor Bodies, Leading Edge, Mikasa, Office of Recreation & Sport, SASI – South Australian Sports Institute.**
- **The Jets Men’s Vice Presidents group – Mark Dayman, Michael Den Dekker, Jon Harmer, David Martin, Lyn Martin, Michael O’ Connell and Rob South.**

## 9 Media Coverage

These press clippings represent a high portion of the media coverage attracted over the past season.



### CHLOE MAKES A SPLASH IN POOL

**Rob Bidmead**  
At the young age of 15, promising 15yo Adelaide Jets junior Chloe Barr of North Haven is making it with the best water polo players in Australia. She is in her debut season in the National League and said the first few games had been a great learning curve.  
"The road to the Sydney was especially fun," the Year 10 Henley High School student said.  
"As it is my first season I hope to learn more about the game and improve on some aspects of my game which have been lagging."  
"Scoring 10 goals more would be a lovely added bonus too," Barr said the team aspired to

make the finals, but it would take 6 goals by goal.  
"We will try and be as competitive as we can and give all the teams a run for their money," she said.  
Barr said coach Eddie Denis was realistic, and the Jets had been improving season by season in his three or four years at the helm.  
Barr represents the Adelaide Jets in the local competition and has been playing water polo for about four years, already gaining selection in the national "Sons 92 or later" and born "94 or later" squads.  
After representing SA, Barr also was selected in the "Team of the Tournament" for the national

under-18 championships in January. Later this year she will play at the under-20 level under the national flag.  
"I have not played for a national team yet, but I aspire to, and hopefully after being selected on the national squads I will get the chance to represent Australia some time soon," she said.  
"My ultimate goal in water polo is to go to the Olympics. Training alternatives throughout the season but as the moment I train nine times a week with one club game a week.  
"It is a huge workload for a young athlete but Barr relishes the challenge and certainly has the drive and the youthful enthusiasm to go a long way in the sport.



### Polo stars jet in to boost SA

**Melissa Parnham**  
THESE athletes have just been the first national team to arrive in Adelaide for the 2010 SA Water Polo Championships. The team, led by coach Eddie Denis, includes players from across the state and is expected to boost the profile of the sport in the region.  
"We are very excited to have the national team here," said Denis. "The players are of a high standard and we look forward to competing with them." The team will be in Adelaide for two weeks, training and competing in the local competition.  
"We will be playing against the national team in the local competition and we are looking forward to that challenge," said Denis. "The players are of a high standard and we look forward to competing with them." The team will be in Adelaide for two weeks, training and competing in the local competition.  
"We will be playing against the national team in the local competition and we are looking forward to that challenge," said Denis. "The players are of a high standard and we look forward to competing with them." The team will be in Adelaide for two weeks, training and competing in the local competition.



### Born at the right time

THESE athletes have just been the first national team to arrive in Adelaide for the 2010 SA Water Polo Championships. The team, led by coach Eddie Denis, includes players from across the state and is expected to boost the profile of the sport in the region.  
"We are very excited to have the national team here," said Denis. "The players are of a high standard and we look forward to competing with them." The team will be in Adelaide for two weeks, training and competing in the local competition.  
"We will be playing against the national team in the local competition and we are looking forward to that challenge," said Denis. "The players are of a high standard and we look forward to competing with them." The team will be in Adelaide for two weeks, training and competing in the local competition.



### Isobel at home in the deep end

Water polo is a sport that has been around for over 100 years. It is a team sport that involves a lot of physical activity and strategy. Isobel is a young player who has been playing water polo for several years. She is a member of the Adelaide Jets water polo team. Isobel is a very talented player and has been selected to represent South Australia at the national level. She is a very hardworking player and is always looking to improve her skills. Isobel is a very popular player and is loved by her teammates and fans. She is a very dedicated player and is always giving her best effort. Isobel is a very talented player and has been selected to represent South Australia at the national level. She is a very hardworking player and is always looking to improve her skills. Isobel is a very popular player and is loved by her teammates and fans. She is a very dedicated player and is always giving her best effort. Isobel is a very talented player and has been selected to represent South Australia at the national level. She is a very hardworking player and is always looking to improve her skills. Isobel is a very popular player and is loved by her teammates and fans. She is a very dedicated player and is always giving her best effort.



### Blackfins water polo teams keep the pool - Page 1



### London gold calling

THESE athletes have just been the first national team to arrive in Adelaide for the 2010 SA Water Polo Championships. The team, led by coach Eddie Denis, includes players from across the state and is expected to boost the profile of the sport in the region.  
"We are very excited to have the national team here," said Denis. "The players are of a high standard and we look forward to competing with them." The team will be in Adelaide for two weeks, training and competing in the local competition.  
"We will be playing against the national team in the local competition and we are looking forward to that challenge," said Denis. "The players are of a high standard and we look forward to competing with them." The team will be in Adelaide for two weeks, training and competing in the local competition.



### Blacks win every division

BLACKFINNS Primary School made it a clean sweep at the SA Water Polo Grand Final series, becoming the first school to win three divisions in more than 30 years.  
"The school's three teams, Boys Years 7-8, 9-10 and Open A & B teams, were crowned champions of the Adelaide Aquatics League last month."  
"It was all three years' best done before, and in the 30 years I've been involved," Blackfins water polo coach Jim Morrison said.  
"They don't get that success without a lot of work."  
A Grade captain Larkins Cameron said teammate William Thomson was a standout in the side's win against Pennington School.  
"We all had a very hard game," Cameron said.  
"We really came out in the last quarter. It was just beyond the whole game."  
Year 9's captain Dylan Baker was delighted with his team's victory. "I've always loved SA Water Polo," he said.  
"We have a lot of history in our team, so I didn't have to say much," he said.  
Year 7's captain Liam Kerbel said his team's victory was a testament to their hard work and effort. "I'm really proud of my team and my school," he said. "We really worked hard to get to the final and we were so happy to win it."