



# Water Polo

SOUTH AUSTRALIA

Season 2017-2018



---

## 67<sup>th</sup> Annual Report

---

Revision 0 - Unaudited Financials



# Contents

	Page Number
<b>1 2017-2018 Officials</b>	<b>5</b>
<b>2 President's Report</b>	<b>7</b>
<b>3 Report on Operations</b>	<b>9</b>
3.1 Executive Officer's Report	9
3.2 Overview of changes and work in progress	11
3.3 Grants Overview	13
3.4 Development	14
3.5 High Performance Program	17
<b>4 Major Events</b>	<b>20</b>
4.1 FYFE Adelaide Jets Season Opener	20
4.2 FYFE Adelaide Cup	20
4.3 WPSA Presentation Night	21
<b>5 Finance Report</b>	<b>23</b>
5.1 Overview	23
5.2 Board Management's Report	25
5.3 Statement of Profit or Loss and other comprehensive income for the year ended 30 <sup>th</sup> June 2018 (unaudited)	26
5.4 Statement of Financial Position for year ended 30 <sup>th</sup> June 2018 (unaudited)	27
5.5 Statement in Changes of Equity for the year ended 30 <sup>th</sup> June 2018 (unaudited)	28
5.6 Statement of Cash Flows for the year ended 30 <sup>th</sup> June 2018 (unaudited)	29
5.7 Notes to the Financial Statements for the year ending 30 <sup>th</sup> June 2018	30
5.8 Statement by members of the Board	35
5.9 Appendix#1 to the Financial Statements for year ending 30 <sup>th</sup> June 2018 - detailed statement of profit and loss (unaudited)	36
<b>6 State Representative Teams</b>	<b>40</b>
6.1 14 & Under Club National Championships 2018	40
6.2 16 & Under Club National Championships 2017	42
6.3 18 & Under Club National Championships 2018	44
<b>7 Season Statistics &amp; Awards</b>	<b>46</b>
7.1 Premiership Tables	46
7.2 Australian Water Polo League - FYFE Adelaide Jets	56

<b>8</b>	<b>Membership Statistics 2017-2018</b>	<b>64</b>
<b>9</b>	<b>Sponsors</b>	<b>66</b>
<b>10</b>	<b>Governance</b>	<b>67</b>
<b>11</b>	<b>Media and Promotion Coverage</b>	<b>68</b>

## 1. 2017-2018 Officials

### LIFE MEMBERS

Ron Howell	Jill Glastonbury (dec)
Bruce Chisholm (dec)	Margaret Jones
Paul Raynor	Jon Harmer
John Bird	Lynn Martin
Des Clark	Gary Mavrinac
Brian Knevitt	Shaun Baker
Peter Bayne	Chris Turner
Graeme Litster	David Martin
Alan Dowling	John Medcalf
Derek Seret	

### HONORARY LIFE MEMBERS (SA Olympians)

Charlie Turner	Michael Turner
Chris Wybrow	Rod Owen Jones
Rafael Sterk	Isobel Bishop

### BOARD OF DIRECTORS

President	Peter Cleary
Finance Director	Damon Maslen
	Kathleen McHugh
	Simon West
	John Flynn
	Jessica Martin
	Cat Carroll

### OFFICERS & OFFICIALS

Patron	-
Vice-Patron	-
Public Officer	John Medcalf
Member Protection Officer	Maritza Manojlovic

## STAFF

Executive Officer	Sarah Kelly (Part-time) <i>Previous, Andrew Swift (Part-time) (Resigned 29 Nov 2017)</i>
Administration, Competitions & Finance Officer	Dana Watts (Part-time) <i>(Resigned 23 June 2018)</i>
Development Officer	
Head Coach	Sarah Kelly (Part-time) Dusan Damjanovic (Full-time)

## State Representative Teams

14 & Under Boys  
14 & Under Girls  
16 & Under Girls  
16 & Under Boys  
18 & Under Girls  
18 & Under Boys

## Coaches

Stefan Porobic  
Catherine O'Sullivan  
Jodie Adams  
Tim Jolly  
Dusan Damjanovic  
Tim Jolly

## Managers

Tim Slaven  
Lee Tremonte  
Sarah Kelly  
Tammy Taylor  
Millie Lewis  
Kathy Friend

## Australian Water Polo League Teams

Men  
Women

## Coaches

Dusan Damjanovic  
Eddie Denis

## Managers

Jon Harmer  
Sarah Kelly

## AFFILIATED CLUBS

Adelaide Tritons Water Polo Club  
Adelaide Vikings Water Polo Club  
Eastern Saints Water Polo Club  
Henley Sharks Water Polo Club



## 2. President's Report

The Board of Water Polo SA believes it is important to start this report with thanks from us to our sponsors, volunteers and the staff in the WPSA office led by Sarah Kelly. We are a small sport with limited financial and human resources so we are dependent on each of these for the longevity of the sport. We do rely heavily on too few, so I encourage any member of the Water Polo community to consider how they can support us. Please don't fear the scoring or clock duties, we have capable people that are willing to train and support you as you learn.

Water Polo has had much success in the past year but we must also bring to your attention the challenges.

In 2017-18 the sport achieved:

- Five athletes – Alyssa West, Hamish Shute, Owen Gladdy, Jessie Taylor and Fred Potter – were selected to wear Australian colours which is a credit to their clubs and our High Performance coaches. In addition our Head Coach Dusan Damjanovic coached the Australian 18&U Women's team to a 4<sup>th</sup> place at the recent World Championships.
- Efforts to expand interest in the game continue with school visits, lightening carnivals, come and try as well as specific programs run at several schools who as yet do not include water polo in their sports selection. We received a State Government grant to help expand the game in the south of the city which supported the successful Southern Schools Carnival in which six schools participated. In addition we took the game to 640 students through individual schools programs. Our development activities are aimed at bringing school players to the clubs.
- We were pleased to keep the support of our major sponsors – Fyfe, the Warradale Hotel the Office for Recreation, Sport and Racing and Schinella's. We were pleased to add Phil Hoffmann Travel to the list. We will also register with the Australian Sports Foundation so that donations to the sport are tax deductible.
- The Adelaide Jets team improved on its previous year's performance finishing mid table. Our women's team is young but is developing strongly under the coaching of Eddie Denis.
- The Board is pleased that we are a sport that has been for many years open to women but we also know we have more to do. Currently only 38% of our players are female athletes. We received a State Grant to help grow female participation.

We do have our challenges that the Board is committed to working through and improving upon:

- There were too many occasions where community members had to be reminded of the need to observe the Code of Conduct. This took up considerable time of Board members which only takes away from our ability to promote the sport. We sometimes forget that the sport is about the players and the game. With the support of the Clubs we will roll out a program to remind all who participate of the Code of Conduct expectations. The Board and Technical Committee will have a low tolerance to transgressions in future.
- We made a substantial loss this financial year, however are financially solvent. The Finance Report will provide details, but the Board is committed to ensuring that this is a one-off occurrence. Unfortunately, to achieve this we have had to rely on fee increases. This goes against the Board's commitment to run a cost effective and affordable game. We have cut back office costs to the point where we are spending less this year than the previous three years on salaries and other expenses. However we need to improve in three areas:
  - We need more members. In 2017 -18 we had 356 registered members. This leads to overheads being a high proportion of the fees people pay. More players will reduce this burden

- We need to bring more money into the sport through sponsorship and fund raising activities. We need the WPSA community's help with this.
- The Office for Recreation, Sport and Racing has generously supported Water Polo through the Development Grant, Women's Participation grant and the subsidies that give us low cost pool space at SAALC. We continue to seek this support demonstrating the success of current government funded programs. We are pleased to report that the Office for Recreation, Sport and Racing is impressed with our performance.
- We are concerned about the viability of our A Grade competitions. We have too few players committing to this level despite the healthy numbers and growth we see at under aged levels. We are establishing a Sports Development Committee with the Clubs and this will be one area we ask for their help.

Despite our challenges the Board is of the view that the sport is in good health but we cannot relax and think it will work on autopilot.

On behalf of the Board I would again express my thanks to all those who have pitched in and supported Water Polo in SA; without your efforts our successes would not have been possible.



Peter Cleary

WPSA President



### **3. Report on Operations**

#### **3.1. Executive Officer's Report**

2017/18 was an exciting year for Water Polo SA (WPSA) with a new President, new Board members and some office staff changes, resulting in a new Executive Officer. WPSA had some fantastic results coming out of the club nationals for all junior age groups and positive numbers across the board with state development squads and clubs alike. The FYFE Adelaide Jets teams also fared well with the men's team finishing 8<sup>th</sup> this year and the women fighting hard with some near miss losses.

We saw a new National accreditation system, The LearningPool, unveiled along with the planning and preparation towards the implementation of the new MemberPool membership database which went live on 1<sup>st</sup> July 2018. These systems were an initiative from Water Polo Australia (WPA) to continue to strive towards a unified model and improved systems and processes.

The past 12 months has seen the association undertake some new projects across Development, High Performance and School Water Polo, all of which have been successful, resulting in more members of our community talking about water polo, broadening our reach and improving our profile. Good governance has always been a high priority for the Board. As such the Board have recognised the need to review and update policies, procedures and By-Laws. This review will occur over the 2018/19 year as well as approving policies currently in draft mode and making all policies available to our members on the website for ease of access.

The Board spent some time to address the Office for Recreation, Sport and Racing's (ORSR) 40:40:20 gender equality policy. Invited to participate in round table discussions was a good experience to see that WPSA is already achieving this gender balance on our board and will continue to review our status and work in this area. We will be working closely with the clubs to ensure they also have the sufficient gender balance on their committees.

Local competitions were again successful over the summer season with almost 40 teams competing in 10 divisions. All clubs were able to field teams in most divisions, suggesting that the future of water polo in the state is positive and the membership numbers are continuing to climb.

WPSA have been successful also in securing much needed funding from the ORSR (see Grants Overview at 3.3). In particular we have secured funding to support the women in sport initiative which will assist WPSA in attracting more female participants to the sport. This will give more opportunities to females to become qualified coaches, referees and officials and work diligently to retain females in the sport in the senior and master's age groups where we traditionally notice declining numbers.


There was a number of staff changes at WPSA with the resignation of Andrew Swift in November 2017 and Dana Watts in May 2018. These changes proved challenging throughout the year however the structure in place now and moving forward is solid with a committed number of staff and volunteers dedicated to driving this sport into the future and taking steps necessary to improve the profile and brand of water polo in South Australia.

The development squads have also seen some restructure during the 2017/18 year, with the introduction of strength and conditioning sets. Head coach Dusan Damjanovic has been acknowledged nationally from WPA for his efforts with our young athletes, setting a daily training

environment in line with the national body and suggesting that all states should take note of what South Australia are achieving. This is great feedback, particularly when we do not have a South Australian Sports Institute (SASI) program for water polo.

WPSA will continue to review its procedures, processes and communication during 2018/19 with the aim to create a more professional image in order to attract sponsorship opportunities. We remain dedicated to our current membership to improve on growth and development, build a stronger community and work together for the betterment of the sport.

I would like to thank the WPSA Board, WPSA staff, clubs, athletes, parents and volunteers for your ongoing support over the year. We need to continue to work together to grow this sport that has so much potential to be bigger and better in 2018/19.

A handwritten signature in black ink, appearing to read 'Sarah Kelly', with a stylized, flowing script.

Sarah Kelly  
WPSA Executive Officer

## **3.2. Overview of changes and work in progress**

WPSA has remained committed to delivering services and products in line with the Strategic Plan 2017-2021 objectives and strategies. We will continue to work closely with the ORSR in 2018/19 and will undertake a Board evaluation process as was done in 2016.

We believe the Board and the WPSA office have taken positive steps to identify areas for improvement and started to steer particular attention to communication and member services.

The Board will also hold a strategic planning day following the AGM and the first Board meeting. This day will ensure that the direction of the sport is in line with the key pillars identified in the strategic plan and that these pillars are regularly reviewed over the next 12 months.

Changes within the office structure have also taken place during the 2017/18 year and has not come without its challenges. It is important to recognise at this point that the staff continue to run with bare minimum resources and therefore identify that it is imperative to work closely with clubs and ensure sufficient volunteer support is sourced.

WPSA has invested valuable time and resources into marketing and promotion with a focus on social media, IT updates and communication via newsletter and TeamApp. This is viewed as essential to the success of the sport in the future to keep the momentum going in these areas, to just name a few.

### **Achievements:**

- Three new grants were applied for and were successful
- Increased performance at Club Nationals (refer to section 6 for results)
- Positive feedback on the state development squad training structure
- Review of the By-Laws from the Technical Committee with the Board for review and acceptance
- Competitions are running well considering the challenges with pool space
- WPSA have been more active on social media, posting daily and targeting specific audiences
- Schools programs ran during 2017/18 which included a Southern Schools Lightning Carnival

### **Areas for improvement:**

- WPSA will work on communicating a clear direction for the sport in 18/19
- Providing and offering value for money competitions and services
- Improve communication with clubs to ensure there is a unified approach to development
- Strategy on player retention for senior and master categories
- Coach, Referee and Official training, accreditation and support
- Policies and Procedure updates, in particular dispute resolution process and judiciary process
- Growing the number of registered players with clubs

Being two years into the Strategic Plan 2017-21, it is important that we reflect on how we are tracking and report this regularly to our clubs to provide better leadership and strategic outlook.

### **Progress and Achievements**

#### **Governance implementations**

- Board review of various policies and procedures
- Adherence to the 40:40:20 ORSR Gender Equality on Boards policy
- Commitment to the ORSR to perform a Board evaluation in late 2018

### **Financial Sustainability**

- Schools programs this brought in a small amount of additional funds and generated interest in the sport
- Review of the 2017/18 financial model for the 2018/19 year to ensure the future sustainability of the sport
- Present a budget to the clubs to remain transparent and open with overheads
- Continue to monitor, review and report on actual to budget to ensure management is identifying areas of concern

### **Relationship Development**

- Important relationships have been developed and some rebuilt that have lost connection in the past, importantly with the ORSR, SAALC, SASI and Sport SA
- Meetings were held with the clubs to identify their needs and areas of concern. A club development survey was delivered and will be reviewed and actioned during 2018
- Communications plan to be implemented in 2018/19 and has been identified as an important tool
- Meetings held with DECD and other pool facilities, potential sponsors and other key stakeholders to build networks and improve the profile of WPSA

### **Marketing and Promotion**

- Engaged a media student to create videography promotional materials at very minimal cost
- Continual update and review of website content
- Flyers created and promoted to over 30 schools for:
  - 12U and 14U development trials
  - Sporting Schools Programs
  - School holiday FlippaBall or Junior water polo clinics
  - Free Girls only term programs
  - Free Come and Try programs
- Promotion in the Advertiser and Messenger papers (see Media Section 11)
- Attendance at regular workshops and conferences, being recognised as Water Polo

### **Competition**

- Well run, well organised and minimal complaints or disputes
- Free 14&U girls competition for the first time, great opportunity for girls to play the sport separate from the boys which will in the future increase female participation

### **Club Development**

- Met with clubs to identify needs and areas of improvement
- Offered support to clubs to achieve StarClub status
- Offer FlippaBall programs with support from club coaches
- Support offered to clubs to have coaches and referees accredited through the new LearningPool accreditation system implemented by WPA
- ORSR Grant received to support Development Officer and ensure new programs and initiatives were offered:
  - School programs
  - FlippaBall school holiday programs at both Marion and North Adelaide
  - Inaugural Lightning Carnival held for Southern Schools
  - Free 14&U girls competition through summer competitions 17/18

- Free girls and boys come and try program offer for 10 weeks through term 2, 2018

### Pathways and Performance

- Solid state development program introduced with increased hours, quality coaches engaged and offered mentoring and support through accreditations
- Jets Men's team finishing 8<sup>th</sup> in the AWL Season 2018, a fantastic result
- Selection of 6 youth athletes to Australian Squads to attend camps in Sydney and Canberra
- Improved results of teams at Club Nationals
- Offer of support from SASI to utilise the SASI gym facility for all squads

### 3.3. Grants Overview

Water Polo SA has continued to receive funding from the Office of Recreation, Sport and Racing, receiving \$107,000 throughout 2017-2018. The grants that were awarded to WPSA this financial year included:

<b>Sport and Recreation Sustainability Program Grant</b>	Provide Leadership, policies and administrative services	\$27,500 (plus GST)	Funded until 30 <sup>th</sup> June 2021
<b>Sport and Recreation Development and Inclusion Program</b>	Club Development Program	\$20,000 (plus GST)	Funded for: \$18,000 18/19 \$13,000 19/20
<b>Sport and Recreation Development and Inclusion Program</b>	Governance Reform Program	\$13,000 (plus GST)	Final year 17/18
<b>Sport and Recreation Development and Inclusion Program Grant</b>	High Performance Development Program	\$45,000 (Plus GST)	Funded until 30 <sup>th</sup> June 2020
<b>Apprenticeship Grant – Sport and Recreation</b>	Traineeship Commencement Grant – one off payment	\$1,500 (Plus GST)	To be received Oct 2018

WPSA will continue to identify new grant opportunities during the 2018-19 year to ensure sufficient funding is received to grow, develop and promote water polo in South Australia.



### 3.4. Development

During 2017/18 Water Polo SA was extremely active in the space of development across the following key areas:

- Club Development
- High Performance Athlete Development (discussed in 3.5)
- Coach and Referee Development
- School Development

There has been a large number of successful programs and initiatives run across all of the above strategic areas in development.

#### Club Development


WPSA were fortunate enough to receive grant funding from the ORSR which enabled the office to increase its efforts in this field.

The number one concern for most clubs was member numbers and how to build on these. Andrew and Sarah met with the clubs in late 2017 to identify other areas of concerns, gauge feedback from them in where WPSA are currently working well and how the clubs and the association can work better together.

A very real concern is the financial sustainability of the sport going forward, clubs are concerned that with the cost of competitions increasing and membership not increasing enough there will be a drop away in membership numbers which is less than ideal.

With this in mind WPSA was able to run the below programs during 2017/18 to assist in the promotion of the sport, increase exposure to new audiences and encourage participants to join clubs:

- |                |  |                 |
|----------------|--|-----------------|
| • July 2017    | School Holiday Program, Adelaide Aquatic Centre  | 48 participants |
| • August 2017  | Come n Try Program, Fleurieu Aquatic Centre      | 12 participants |
| • October 2017 | School Holiday Program, SAALC                    | 20 participants |
| • October 2017 | School Holiday Program, Adelaide Aquatic Centre  | 33 participants |
| • October 2017 | School Holiday Program, Thebarton Aquatic Centre | 15 participants |
| • April 2018   | School Holiday Program, Adelaide Aquatic Centre  | 25 participants |



In addition to these programs, WPSA offered a free 10 week program at SAALC to all existing club juniors and new non-club members during term 2 2018, which attracted around 10-12 athletes each week.

WPSA will continue to work with clubs during 2018/19 to deliver the grassroots program of FlippaBall. This is an integral part of the athlete pathway and much research and time has been invested by WPA into this program, that identified the need to start kids young and, in an environment, conducive to their age, size and ability.

Clubs were offered the opportunity to meet with a club development StarClub field officer from the ORSR, we had numerous dates booked with Craig Hobart however for a number of reasons these workshops were cancelled and we will endeavour to hold them in 2018/19.

Offering the 14&U girls program free to the clubs for the initial year of its inception was a strategic decision made to encourage player participation in this age group and assist with strengthening the clubs female numbers.

A club development survey has been conducted and results from this survey will be discussed with clubs in late 2018. A strategic plan detailing areas of development to focus on in 2018/19 will follow, along with the formation of a Sports Development Committee, dedicated to driving development of the sport.

With a strong focus on attracting more junior players into our clubs, WPSA held a weekend of trials aimed at the 12&U and 14&U age groups. We had a fantastic turnout to these trials, which attracted around 10-15 new athletes across both genders and both age groups. We are continuing to work closely with these athletes with the addition of a state development squad for the 12&U mixed age group.

**Water Polo SOUTH AUSTRALIA**

**GIRLS AND BOYS 14&U WATER POLO**

**BORN 2005/06/07**

**STATE DEVELOPMENT TRIALS**

**NORTH ADELAIDE AQUATIC CENTRE**

**FITZROY TCE & JEFFCOTT RD, ADELAIDE**

**COST: \$10 TO TRIAL PAYABLE ON THE DAY**

**SAT JUNE 30 4.00PM - 5.30PM**

**SUN JULY 1 7.30AM - 9.00AM**

**REPRESENT SA AT THE AUSTRALIAN YOUTH CHAMPIONSHIPS**

**Brisbane - 12th - 18th January 2019**

TO REGISTER OR FOR MORE INFORMATION CONTACT THOMAS JONES THOMAS.JONES@WATERPOLOSA.COM.AU

**Water Polo SOUTH AUSTRALIA**

**12 & UNDER STATE DEVELOPMENT SQUAD TRIALS**

**Where & When:**

**SA Aquatic & Leisure Centre,**

**445 Morphett Rd, Oaklands Park SA 5048**

**Saturday Aug 4th, 4:30pm-6:00pm**

**Adelaide Aquatic Centre,**

**Fitzroy Tce & Jeffcott Rd, Adelaide SA 5006**

**Sunday Aug 5th, 9:00am-10:30am**

**Boys & Girls born 2007/08/09 are eligible**

**Represent SA at the Australian Youth Championships in Brisbane in January 2019!**

**To register please follow the link below and complete the registration form.**

**<https://form.jotform.co/8721099653856>**

## **Coach and Referee Development**



WPSA have worked in partnership with WPA to deliver a new online accreditation module, the LearningPool. This is a great initiative from WPA to address the need to have a formal nationally recognised accreditation system, whereby all coaches, referees and officials are able register and complete the online modules.

This allows us to clearly identify coaches, referees and officials who are already accredited, upload details of Recognised Prior Learning and support their training by hosting practical sessions to enable to participant to be signed off.

Clubs were offered support in encouraging their members to register online to become qualified in any of the above-mentioned fields with some clubs taking up this opportunity. Many members are currently in the system and we will continue to work through 2018/19 to ensure these members

become fully qualified and potentially have the opportunity in the future to coach, referee or officiate at a Club Nationals event or Interstate Championship.

This process will provide strength to our local competitions by having a greater number of qualified coaches, referees and officials. Ensuring we maintain a high level of integrity around competitions is important and the accreditation provides a clear pathway for members to follow through:

- Community
- Development
- Advanced
- Elite

Holding an official upskilling night to offer education to volunteers on the table official duties was another great way to help clubs build confidence in their volunteers to help out at games. WPSA will be running more of these sessions during 2018/19.



### **Schools Development**

Schools development is an area that WPSA has identified as a target area requiring attention. This year we were very successful in attracting a large amount of schools to participate in various school programs, predominately focussed on schools not currently playing water polo.

- |                |                                 |              |
|----------------|---------------------------------|--------------|
| • August 2017  | Hamilton High School Yr 8/9     | 50 students  |
| • October 2017 | Mercedes College Yr 8           | 150 students |
| • Oct/Nov 2017 | Sunrise Christian School Yr 3-7 | 416 students |
| • May 2018     | Hallett Cove High School Yr 11  | 22 students  |

The above programs varied in length and content, some were FlippaBall in shallow water, and some ran for 4-5 weeks and some deep water with use of life jackets. All students thoroughly enjoyed their experience with water polo, which resulted in Hallett Cove and Sunrise rebooking the programs for another year.

In November 2018 we held the inaugural Southern Schools Lightning Carnival which attracted 6 teams from the following schools:

- Woodcroft College
- Mercedes College
- Hamilton High School
- Pulteney Grammar

This was a fantastic event, where Woodcroft took out the honours for 2017! All teams were supplied a coach from WPSA and were supported throughout the day, playing in a half pool set up. WPSA will endeavour to continue to build this event each year, with 10-12 teams already entered for 2018.





### 3.5. High Performance Program

With funding from the Office for Recreation, Sport and Racing, Water Polo SA have been able to deliver on High Performance outcomes. This funding has enabled us to retain the services of head coach Dusan Damjanovic, increase the training load of all age groups and introduce a strength and conditioning gym set. We are fortunate to have the program funded by the ORSR for the next two years and this has been confirmed by the new Minister for Sport, Recreation and Racing, Mr Corey Wingard MP. This is vital funding to give our athletes access to the state's best coaches and other high performance opportunities in the absence of a SASI program.

Below outlines the training program and events for all age groups for 2017/18:

Age Group	Sessions/week	Events 2017/18
14&U Girls	3 x 2 hour sessions	14&U Club National Championships – Easter
14&U Boys	3 x 2 hour sessions	14&U Club National Championships – Easter
16&U Girls	4 x 2 hour sessions	16&U Club National Championships – October
16&U Boys	4-5 x 2 hour sessions	16&U Club National Championships – October
18&U Girls	3-4 x 2 hour sessions	18&U Club National Championships – Easter
18&U Boys	4-5 x 2 hour sessions	18&U Club National Championships – Easter
Adelaide Jets Women	3-4 x 2 hour sessions	AWL season January – April
Adelaide Jets Men	4-5 x 2 hour sessions	AWL season January – April

The above squads were taken by the following coaches during 2017/18:

- Dusan Damjanovic – Head Coach, Serbian National Player and level 2 qualified coach, Adelaide Jets Men's Coach, 18&U Boys Squad, Born 2000 Australian Women's Youth Coach.
- Eddie Denis – Adelaide Jets Women's Coach and 18&U SA girls coach, WPA Level 2 qualified coach, 2016 RIO Olympic assistant coach.
- Stefan Porobic – 14&U Boys Squad
- Jodie Adams – 16&U Girls Squad
- Mark Parrish – 16&U Boys Squad
- Millie Lewis – 16&U Girls Squad
- Tim Jolly – 16&U and 18&U Boys Squad
- Catherine O'Sullivan – 14&U Girls Squad

At the end of the 2017/18 WPSA had 6 athletes identified from their respective club nationals and were invited to attend Australian Camps in Sydney and Canberra:

**Alyssa West** – Born 2000 Australian Women's Youth Team – attended camp in April 2018, completed in the FINA Women's World Champs in Belgrade, Serbia (August 2018).

**Jesse Taylor** – Born 2001 Australian Men's Youth Team – attended a camp in June 2018, competed at the Pan Pacs NZ (July 2018).

**Hamish Shute, Owen Gladdy, Fred Potter (Born 2003) and Sam McKenzie (Born 2004)** – attended a camp in Sydney for the Born 2003 Australian Boy's Youth Team. Hamish, Owen and Fred were selected in the travelling team and headed to Belgrade and Montenegro to compete in the Darko Cukic Memorial Tournament (July 2018).

**Athletes in High Performance Pathways** – identified with exceptional talent by WPSA Head Coach, in addition to the above mentioned athletes:

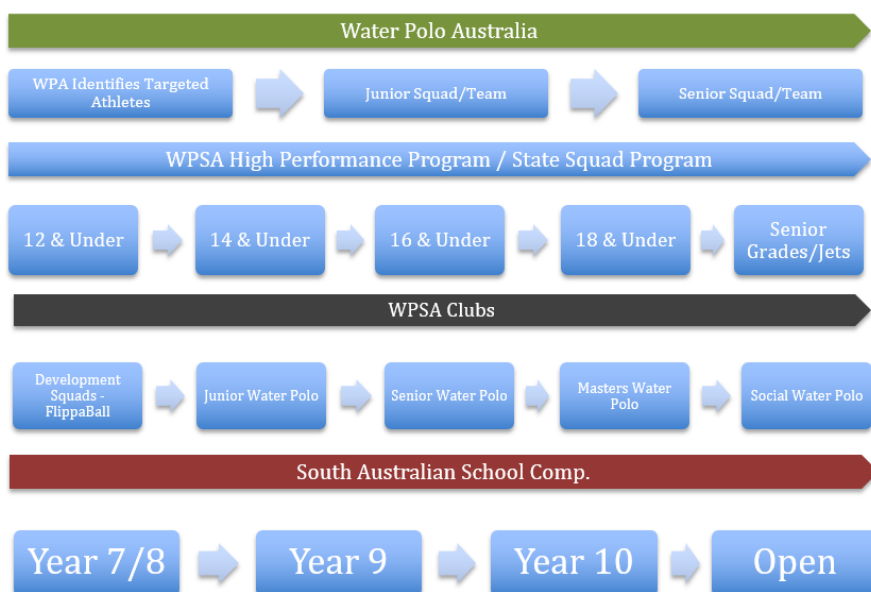
- Joseph Parnis B'97
- Caelan Grooby B'99
- Autumn Grooby B'01
- Tahlia Scipioni B'03
- Saskia Jonats B'03
- Ky Bishop B'02
- Sam Potter B'02
- Nicolas Maddern B'02
- Nathaniel Swan B'02

The Adelaide Jets Men's and Women's squads were slightly down this year due to a number of reasons, resulting in both teams playing a very young side. Plans to rebuild the Jets squads are in place and athletes are excited about the future of the Jets and the AWL.

Various workshops were delivered to the all athletes in High Performance pathways as follows:

- Strength and Conditioning
- Nutrition and Diet
- Athlete Testing performed by the coaches
- Personal Excellence – 2 sessions delivered one addressing the athletes balance of life and sport and life after sport in their chosen career, the other addressing the appropriate usage of social media and how to use it to your advantage and not your detriment
- Headspace – mental health initiative, 2 sessions were delivered, one to the athlete in mental health and wellbeing and the other to the parent about supporting their daughter/son as a young athlete with a loaded plate

### WPSA Athlete Pathway



**Statistical data regarding state team participation in national championships over a three-year period:**

**National championships – Standing – Women's/Girls**

	<b>2015-16</b>	<b>2016-17</b>	<b>2017-18</b>
18 and Under State Team	15 (15)	14 (14)	11 (14)
16 and Under State Team	19 (30)	14 (26)	18 (26)
14 and Under State Team	23 (30)	26 (30)	11 (25)
Number of girls supported in program	36	38	34

**National championships – Standing – Men's/ Boys**

	<b>2015-16</b>	<b>2016-17</b>	<b>2017-18</b>
18 and Under State Team	8 (13)	8 (18)	12 (13)
16 and Under State Team	8 (30)	15 (29)	9 (30)
14 and Under State Team	9 (27)	4 (31) – Jets 25 (31) - Stealth	7 (30)
Number of boys supported in program	55	53	46

## 4. Major Events

### 4.1. FYFE Adelaide Jets Season Opener

This year the Adelaide Jets Women and Men were able to celebrate the start of the Australian Water Polo League Season with a season opener at the Warradale Hotel, one of the Jets sponsors on 4<sup>th</sup> February 2018. It was a fantastic opportunity for friends and families of the Jets athletes to gather for the announcement of the teams and hear from the coaches. Athletes were presented with their playing uniform by coaches Dusan Damjanovic and Eddie Denis in front of over 70 guests who attended the function.

All athletes were recognised for their dedication and commitment to training. Coaches also discussed the competition ahead and looked forward to what the season will bring.



### 4.2. FYFE Adelaide Cup

Water Polo SA hosted the FYFE Adelaide cup once again on the 17<sup>th</sup> March 2018 which saw the FYFE Adelaide Jets take on the Queensland Breakers. Life members, past and present players and families were invited to the event which attracted over 120 spectators.

The Women's team hit the water first and unfortunately went down to a very strong Breakers team captained by Aussie Stinger Bronwen Knox, losing 3-19. Our three goal scorers being Jess Martin, Sophie Hill and Sophie Hall. The Men's team took to the water determined to have the Jets name on the perpetual trophy. Their determination paid off and were victorious with a 9-6 win, with 2 goals each to Dan Hall, Nic Jordan and Caelan Grooby.

Celebrations continued up in the function room with all guests at the SA Aquatic and Leisure Centre after the games, where trophies were presented to the winning team captains of QLD Breakers Women and the FYFE Adelaide Jets Men.

Excited members of our 14&U Girls and Boys state teams had the privilege of providing half time entertainment during the Women's and Men's games with a game of junior water polo in front of the biggest crowd some had ever played in front of.



### 4.3. WPSA Presentation Night

Water Polo SA held its annual presentation night on Saturday 19<sup>th</sup> May at the Carrington Function Centre, an event that has not been held for some time. It was fantastic to see 139 members from all four clubs come together as one to celebrate the success of the sport of water polo in SA.

The history of water polo in SA was celebrated, with life members, Olympians and Australian Team representatives acknowledged for their outstanding achievements and contributions to the sport. Awards were presented for the following categories:



Club of the Year:	Eastern Saints Water Polo Club
Volunteer of the Year:	Nigel Connolly (Henley Sharks)
Coach of the Year:	Jessica Martin (Henley Sharks)



It was a great night to also celebrate all competition winners from WPSA local summer 2017/18 competitions from 12&U mixed division through to the A Grade Women and A Grade Men. Whilst these teams were announced and acknowledged, the Most Valuable Player from all grades was also presented with an award.

The night also saw us celebrate the success of those athletes who had made State Teams and travelled interstate to represent South Australia at Club Nationals for the 14U, 16U and 18U age groups. Special mention was made to those athletes who had been selected into Australian Squads for representation in Youth Nationals.

Well done and thank you to the volunteers who worked tirelessly to assist with the preparation and running of the evening, contributing to the huge success that it was.



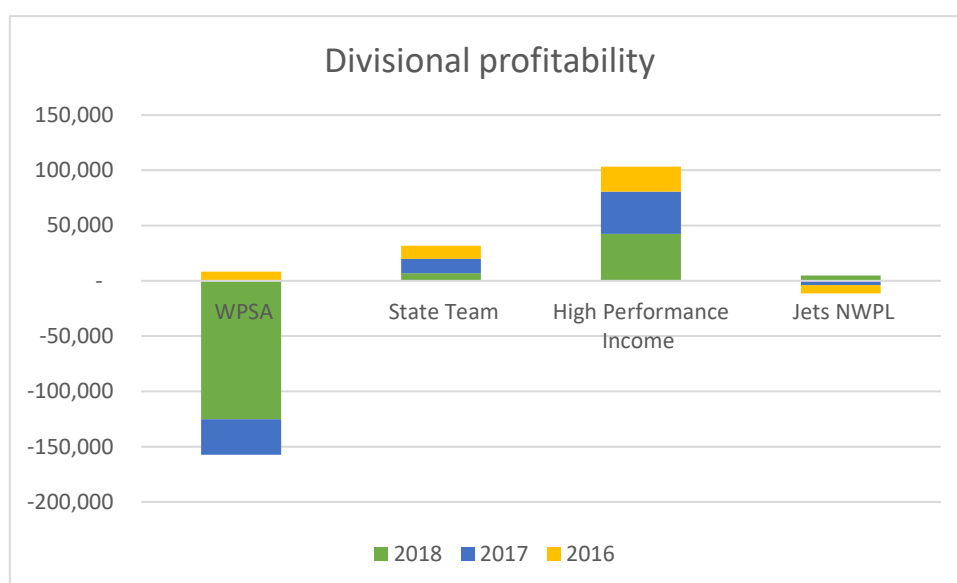


## 5. Finance Reports

### 5.1 Overview

The Association's current financial position is less favourable than in prior periods. Our major expense increases were with the addition of head coaches wages which were borne in full by WPSA during the current period. We have also had some change over within the office which has resulted in the full year's impact of an increase in office hours. Overall the Association have not raised enough revenue to cover the costs of the programs run.

In respect to the divisions of WPSA, there has been an increase in expenditure to WPSA, which again is highlighted by the increase wages. It is important to note that this category includes office costs, general admin and coaching wages and pool hire which are not charged direct to the development and high performance squads, with the high performance income division being the income portion only with no allocated expenses. As highlighted in the budget meeting earlier this year, the Association are improving reporting lines during the 2019 financial year to provide more accurate divisional reporting based on usage of these general expenses. Our goal for future periods is to make all divisions profitable in their own right to allow for further development of the sport and the association. The graph below shows the profitability of each division over the past 3 years.



Cash flow will continue to be a challenge for the association; we are working on updating our accounting, and billing procedures to assist in this regard and bill squads and travelling team in a manner that better matches the timing of related expenses. The cash used in operations during the period is reflective of a better position than the accounting profit due to movements in current assets and liabilities, but namely the significant efforts to improve debtor recoverability during the period. As at 30 June 2018 there are a significant amount of prepayments and related trade payables recorded on the statement of financial position in relation to invoiced amounts for the U/16 state trips occurring in Q2 of the 2019 financial year as the association has already been billed up front for these costs.

The Association have put a great emphasis again the 2018 year on debt collection, and have successfully implemented the debt collection policy and financial delegations to enable staff and members to better understand their responsibilities, and potential actions. In addition we have been stricter with traveling athletes and implemented payment plans to ensure full recovery of longstanding amounts. Based on the policies and procedures in place, WPSA can now look to focus on better aligning timing of cash flows and focus on strategic decisions.

Moving forward, memberships will be based on a financial year to better reflect the expenditure incurred. This has been presented in the budget and new fees structure which has been put to the clubs

I would like to thank Sarah, the office staff and the Board, for their efforts in finance this year. It has truly been a team effort.

***The financial statements provided in this report are unaudited. An update will follow with audited statements and the Auditors Report.***

WPSA received a total of \$107,000 in grant funding in the 2017/18 financial year, of which a total of \$65,000 relates to new grant funding for the year. We expect all grant funding to continue for the 2018/19 financial year. Please refer to pg13 – 3.3 Grants Overview for further information on the applicable grant funding.

Grant funding has been highlighted as an area which WPSA needs to expand on, and are constantly researching further grant opportunities.



## 5.2 Board of Management's Report

Your Board Members submit the financial report of Water Polo South Australia Inc. for the financial year ended 30 June 2018.

### BOARD MEMBERS

The names of Board Members throughout the year and at the date of this report are:

#### Ongoing

Peter Cleary (Chairperson)  
Damon Maslen (Director of Finance)  
Simon West  
Kathleen McHugh  
Cat Carroll (Resigned 13 September 2018)  
John Flynn  
Jessica Martin

#### Retired

Derek Seret (Ex-Chairperson)  
Mark van der Pennen  
John Harmer

All board members act in an honorary capacity in the ordinary course of business.

### PRINCIPAL ACTIVITIES

The principal activities of the association during the financial year were to provide governance and assistance to clubs that participate in the sport of Water Polo in South Australia. This includes the running of club amateur competitions and partial management of the State's National League team.

### SIGNIFICANT CHANGES

No significant change in the nature of these activities occurred during the year.

### OPERATING RESULT

The surplus / (deficit) from ordinary activities amounted to \$(70,846) (2017: \$15,062)

### EVENTS AFTER REPORTING DATE

At the time of this report there has been no events that will significant impact the Financial Statements as at 30 June 2018 to result in any necessary comments.

Signed in accordance with a resolution of the Members of the Board.

Chairperson

-----  
**Peter Cleary**

Director of Finance

-----  
**Damon Maslen/ Kathleen McHugh**

Dated this

day of

2018

### 5.3 STATEMENT OF PROFIT OR LOSS AND OTHER COMPREHENSIVE INCOME FOR THE YEAR ENDED 30 JUNE 2018 (unaudited)

	Note	2018	2017
<b>Income</b>		\$	\$
WPSA Income		215,273	199,427
State Team Income		119,718	153,220
High Performance Income		42,458	38,132
Jets NWPL Income		113,922	105,907
Total Income		491,371	496,686
<b>Expenses</b>			
WPSA Expenses		17,525	1,942
State Team Expenses		112,812	140,304
High Performance Expenses		-	-
Jets NWPL Expenses		109,043	109,629
General Expenses		322,837	229,749
Total Expenses		562,217	481,624
Profit/ (Loss) for the Year		<b>(70,846)</b>	<b>15,062</b>
Total Comprehensive Income/ (Loss) for the Year		<b>(70,846)</b>	<b>15,062</b>

*Note: Please see Appendix #1 for a more detailed breakdown of the income and expense items.*

The financial statements should be read in conjunction with the accompanying notes

## 5.4 STATEMENT OF FINANCIAL POSITION FOR YEAR ENDED 30TH JUNE 2018 (unaudited)

	Note	2018 \$	2017 \$
<b>Assets</b>			
<b>Current Assets</b>			
Cash & Cash Equivalents	3	30,361	73,859
Trade & Other Receivables	4	23,617	66,058
Inventory		7,982	1,331
Other Assets	5	97,673	17,901
Total Current Assets		159,633	159,149
<b>Non-Current Assets</b>			
Plant & Equipment	6	4,887	4,904
Total Non-Current Assets		4,887	4,904
Total Assets		164,520	164,053
<b>Liabilities</b>			
<b>Current Liabilities</b>			
Trade & Other Payables	7	145,774	74,461
Employee Provisions		2,131	2,131
Total Current Liabilities		147,905	76,592
<b>Non-Current Liabilities</b>			
Total Non-Current Liabilities		-	-
Total Liabilities		147,905	76,592
<b>Net Assets</b>		16,615	87,461
<b>Equity</b>			
Retained Earnings		16,615	87,461
<b>Total Equity</b>		16,615	87,461

The financial statements should be read in conjunction with the accompanying notes

## 5.5 STATEMENT IN CHANGES OF EQUITY FOR THE YEAR ENDED 30TH JUNE 2018 (unaudited)

	Retained Earnings \$	Total \$
<b>Balance at 1 July 2016</b>	72,399	72,399
Profit for the year	15,062	15,062
<b>Balance at 30 June 2017</b>	<hr/> 87,461	<hr/> 87,461
(Loss) for the year	(70,846)	(70,846)
<b>Balance at 30 June 2018</b>	<hr/> 16,615	<hr/> 16,615

The financial statements should be read in conjunction with the accompanying notes

## 5.6 STATEMENT OF CASH FLOWS FOR THE YEAR ENDED 30TH JUNE 2018 (unaudited)

	Note	2018 \$	2017 \$
<b>Cash Flows From Operating Activities</b>			
Receipts from Government Grants, Clubs and Members		479,687	476,404
Payments to Suppliers and Employees		(520,704)	(484,855)
Interest received		1,375	1,358
Net Cash provided by Operating Activities	8	(39,642)	(7,093)
<b>Cash Flows From Investing Activities</b>			
Payments for Plant and Equipment		(3,855)	-
Net Cash From Investing Activities		(3,855)	-
<b>Cash Flows From Financing Activities</b>			
Net Cash From Financing Activities		-	-
Net Decrease in Cash Held		(43,498)	(7,093)
Cash at the Beginning of the Year		73,859	80,952
Cash at the End of the Year		30,361	73,859

The financial statements should be read in conjunction with the accompanying notes

## **5.7 NOTES TO THE FINANCIAL STATEMENTS FOR YEAR ENDING 30 JUNE 2018**

### **1 Summary of Significant Accounting Policies**

#### **(a) Basis of Preparation**

In the officers' opinion, the incorporated association is not a reporting entity because there are no users dependent on general purpose financial statements.

These are special purpose financial statements that have been prepared for the purposes of complying with the South Australian legislation the Associations Incorporation Act 1985 and associated regulations. The officers have determined that the accounting policies adopted are appropriate to meet the needs of the members of Water Polo South Australia Inc.

These financial statements have been prepared in accordance with the recognition and measurement requirements specified by the Australian Accounting Standards and Interpretations issued by the Australian Accounting Standards Board ('AASB') and the disclosure requirements of AASB 101 'Presentation of Financial Statements', AASB 107 'Statement of Cash Flows', AASB 108 'Accounting Policies, Changes in Accounting Estimates and Errors', AASB 1048 'Interpretation and Application of Standards' and AASB 1054 'Australian Additional Disclosures', as appropriate for not-for-profit oriented entities.

Material accounting policies adopted in the preparation of these financial statements are presented below and have been consistently applied unless otherwise stated.

The financial statements have been prepared on an accruals basis and are based on historical costs modified, where applicable, by the measurement at fair value of selected non-current assets, financial assets and financial liabilities.

#### **(b) Comparative Amounts**

Comparatives are consistent with prior years, unless otherwise stated.

Where a change in comparatives has also affected the opening retained earnings previously presented in a comparative period, an opening statement of financial position at the earliest date of the comparative period has been presented.

#### **(c) Income Tax**

As the company is a not-for-profit organisation, it has been granted exemption from the Commissioner of Taxation for the payment of income tax.

#### **(d) Revenue and other income**

Revenue is recognised when the amount of the revenue can be measured reliably, it is probable that economic benefits associated with the transaction will flow to the entity and specific criteria relating to the type of revenue as noted below, has been satisfied.

Revenue is measured at the fair value of the consideration received or receivable and is presented net of returns, discounts and rebates.

All revenue is stated net of the amount of goods and services tax (GST).

## **1 Summary of Significant Accounting Policies continued**

### **(d) Revenue and other income continued**

#### **Grant revenue**

Government grants are recognised at fair value where there is reasonable assurance that the grant will be received and all grant conditions will be met.

If conditions are attached to the grant which must be satisfied before it is eligible to receive the contribution, the recognition of the grant can be measured reliably.

When grant revenue is received whereby the entity incurs an obligation to deliver economic value directly back to the contributor, this is considered reciprocal transaction and the grant revenue is recognised in the statement of financial position as a liability until the service has been delivered to the contributor, otherwise the grant is recognised as income on receipt.

#### **Other revenue**

Other revenue is recognised when it is received or when the right to receive payment is established.

### **(e) Goods and Services Tax (GST)**

Revenue, expenses and assets are recognised net of the amount of goods and services tax (GST), except where the amount of GST incurred is not recoverable from the Australian Taxation Office (ATO).

Receivables and payable are stated inclusive of GST.

The net amount of GST recoverable from, or payable to, the ATO is included as part of receivables or payables in the statement of financial position.

Cash flows in the statement of cash flows are included on a gross basis and the GST component of cash flows arising from investing and financing activities which is recoverable from, or payable to, the taxation authority is classified as operating cash flows.

### **(f) Property, Plant and Equipment**

#### **Plant and equipment**

Plant and equipment are measured using the cost model.

#### **Depreciation**

The depreciable amount of all property, plant and equipment, except for freehold land is depreciated on a straight-line method from the date that management determine that the asset is available for use.

Assets held under a finance lease and leasehold improvements are depreciated over the shorter of the term of the lease and the assets useful life.

## 1 Summary of Significant Accounting Policies continued

### (f) Property, Plant and Equipment continued

#### Depreciation continued

The depreciation rates used for each class of depreciable asset are shown below:

<b>Fixed asset class</b>	<b>Depreciation rate</b>
Plant and Equipment	5-50%
Low Value Pool – Initial	18.75%
Low Value Pool – Thereafter	37.5%

At the end of each annual reporting period, the depreciation method, useful life and residual value of each asset is reviewed. Any revisions are accounted for prospectively as a change in estimate.

### (g) Cash and cash equivalents

Cash and cash equivalents comprises cash on hand, demand deposits and short-term investments which are readily convertible to known amounts of cash and which are subject to an insignificant risk of change in value.

### (h) Employee benefits

Provision is made for the Association's liability for employee benefits arising from services rendered by employees to the end of the reporting period. Employee benefits that are expected to be settled within one year have been measured at the amounts expected to be paid when the liability is settled.

### (i) Economic dependence

Water Polo South Australia Inc. is dependent on the funding from grants from various sources for the majority of its revenue used to operate the business. At the date of this report the directors have no reason to believe the funding from federal government grants will not continue to support Water Polo South Australia Inc.

### (k) Critical accounting estimates and judgements

The directors evaluate estimates and judgements incorporated into the financial report based on historical knowledge and best available current information. Estimates assume a reasonable expectation of future events and are based on current trends and economic data, obtained both internally and externally and within the association.

#### *Trade receivables*

Collectability of trade receivables is reviewed on an ongoing basis. A provision for impairment of trade receivables is raised when there is objective evidence that the association will not be able to collect the amounts owing due to significant financial difficulties or other relevant circumstances in relation to a specific debtor.

### (l) New accounting standards and interpretations not yet effective

Australian accounting standards and interpretations that have recently been issued but are not yet effective have not been early adopted by the association for the annual reporting period ended 30 June 2018. The Association has not yet assessed the impact of these new or amended Accounting standards and interpretations.



	2018 \$	2017 \$
<b>3 Cash &amp; Cash Equivalents</b>		
Club Account	20,735	36,400
Business Access Account	9,173	(351)
Investment Account	123	37,450
Petty Cash	330	360
<b>Total Cash &amp; Cash Equivalents</b>	<b>30,361</b>	<b>73,859</b>
<b>4 Trade &amp; Other Receivables</b>		
Accounts Receivable	29,156	81,058
Provision for Doubtful Debts	(7,039)	(15,000)
<b>Total Trade Receivables</b>	<b>22,117</b>	<b>66,058</b>
<b>Other Receivables</b>		
Grant Income Receivable	1,500	-
<b>Total Trade &amp; Other Receivables</b>	<b>23,617</b>	<b>66,058</b>
<b>5 Other Assets</b>		
Prepayments	89,349	17,250
GST receivable	7,673	-
Deposits paid	651	651
<b>Total Other Assets</b>	<b>97,673</b>	<b>17,901</b>
<b>6 Plant &amp; Equipment</b>		
Plant & Equipment (at Cost)	13,513	9,658
Accumulated Depreciation - Plant & Equipment	(8,626)	(4,754)
<b>Total Plant &amp; Equipment</b>	<b>4,887</b>	<b>4,904</b>
<b>7 Trade &amp; Other Payables</b>		
Trade Payables	131,092	3,409
Wages PAYG Payable	7,646	2,623
Superannuation Payable	3,546	3,250
Grants in Advance	1,250	54,000
GST Payable	-	7,629
Other accrued expenses	2,240	3,550
<b>Total Trade &amp; Other Payables</b>	<b>145,774</b>	<b>74,461</b>

	<b>2018</b>	<b>2017</b>
	\$	\$
<b>8 Reconciliation of Operating Cash Flows</b>		
Profit/ (Loss) for the Year	(70,846)	15,062
Less: Non-Cash Items		
Bad Debt Provision Adjustment	(7,961)	7,139
Depreciation	3,872	2,943
Movements in Current Assets:		
(Increase)/ Decrease in Trade & Other Receivables	50,401	(26,063)
(Increase)/ Decrease in Inventory	(6,651)	-
(Increase)/ Decrease in Other Assets	(74,599)	(14,812)
Increase/ (Decrease) in Trade & Other Payables	65,140	8,638
Increase/ (Decrease) in Employee Provisions	-	-
Operating Cash Flow	<u>(39,642)</u>	<u>(7,093)</u>

## 9 Contingencies

In the opinion of the Officers, the Association did not have any contingencies at 30 June 2018 (2017: None).

## 10 Related Parties

### (a) Transactions with related parties

Transactions with related parties are on normal commercial terms and conditions no more favourable than to those available to other persons unless otherwise stated.

There were no trade receivables from or trade payables to related parties at the reporting date.

There were no loans to or from related parties.

## 11 Going Concern

The association has incurred a loss for the year of \$(56,596) (2017: \$(438)). In addition the Association has incurred net operating cash outflows of \$39,642 during the year (2017: outflow of \$7,093). The Board does not believe deficit indicates the existence of a material uncertainty which may cast significant doubt about the association's ability to continue as a going concern due to current asset position of \$12,228 to support that as at the date of this report the Association is able to pay its debts as and when they fall due.

## 12 Association details

The principal place of business and registered office of the association is:

South Australian Aquatic & Leisure Centre

443 Morphett Road, Oaklands Park SA 5046

## 5.8 STATEMENT BY MEMBERS OF THE BOARD

The Board has determined that the association is not a reporting entity and that this special purpose financial report should be prepared in accordance with the accounting policies outlined in Note 1 to the financial statements.

In the opinion of the Board the financial report as set out on pages 23 to 39:

1. Presents a true and fair view of the financial position of Water Polo South Australia Inc. as at 30 June 2018 and its performance for the year ended on that date.
2. At the date of this statement, there are reasonable grounds to believe that Water Polo South Australia Inc. will be able to pay its debts as and when they fall due.

This statement is made in accordance with a resolution of the Board and is signed for and on behalf of the Board by:

Chairperson

.....  
***Peter Cleary***

Director of  
Finance

.....  
***Damon Maslen/ Kathleen McHugh***

Dated this

day of

2018

**5.9 APPENDIX #1 TO THE FINANCIAL STATEMENTS FOR YEAR ENDING  
30 JUNE 2018 – DETAILED STATEMENT OF PROFIT & LOSS  
(unaudited)**

<b>Profit &amp; Loss</b>	<b>Note</b>	<b>2018</b>	<b>2017</b>
		<b>\$</b>	<b>\$</b>
WPSA Income			
WPSA Player Regist & Transfer		54,175	62,105
WPSA Team Regist/ Affiliation		5,327	5,216
WPSA Trainee Grant Income		1,500	-
WPSA Grants - SA Govt - ORS		114,500	105,975
WPSA Bank Interest		1,409	1,358
WPSA Fundraising		4,061	626
WPSA Pool Income		13,922	15,113
WPSA Scoring Income		-	684
WPSA Refereeing Income		9,635	7,756
WPSA School Development Program		7,688	594
WPSA Coaching Income		114	-
WPSA Uniform income		1,458	-
WPSA Course Income		141	-
Sundry income		1,343	-
<b>Total WPSA Income</b>		<b>215,273</b>	<b>199,427</b>
<b>WPSA Expense</b>			
WPSA Comp Hosting Expense		6,477	-
WPSA Fundraising Expense		5,690	-
WPSA School Development Program Expense		2,190	-
WPSA Grant Expense - Club Development		9	-
WPSA Grant Expense - FlippaBall		303	615
WPSA Grant Expense - High Performance		227	-
WPSA Grant Expense - Leadership and Admin		286	227
WPSA Uniform expense		68	-
WPSA Trophy expense		2,275	1,100
<b>Total WPSA Expense</b>		<b>17,525</b>	<b>1,942</b>
<b>Total WPSA Profit / (Loss)</b>		<b>197,748</b>	<b>197,485</b>

	Note	2018 \$	2017 \$
<b>State Team Income</b>			
State Team Accommodation		39,634	53,813
State Team Airfare		46,720	49,678
State Team Car Hire		6,324	10,569
State Team Petrol & Insurance		918	1,645
State Team Entry & Pool Fee		(102)	1,546
State Team Admin Levy		9,462	19,972
State Team Referee Fee		-	-
State Team Photos		3,582	3,043
State Team Uniform		82	36
State Team Player Levy		13,098	12,918
<b>Total State Team Income</b>		<b>119,718</b>	<b>153,220</b>
<b>State Team Expense</b>			
State Team Accommodation		41,277	57,976
State Team Airfare		46,029	45,613
State Team Car Rental		10,927	13,024
State Team Petrol & Insurance		1,840	499
State Team Entry & Pool Fees		13,082	18,341
State Team Photos		3,014	3,516
State Team Uniform Expense		(3,426)	84
State Team Sundry Expense		69	241
State Team Pool Hire		-	1,010
<b>Total State Team Expense</b>		<b>112,812</b>	<b>140,304</b>
<b>Total State Team Profit / (Loss)</b>		<b>6,906</b>	<b>12,916</b>
<b>High Performance Income</b>			
HP Squad Training Income		42,458	38,132
<b>Total High Performance Income</b>		<b>42,458</b>	<b>38,132</b>
<b>Total High Performance Profit / (Loss)</b>		<b>42,458</b>	<b>38,132</b>
<b>Jets NWPL Income</b>			
Jets NWPL Player Levy Income		64,430	67,635
Jets NWPL Travel - Camp Income		10,378	-
Jets Club World Cup Challenge		-	13,945
Jets NWPL Fundraising		17,488	8,265
Jets NWPL Sponsorship		18,818	2,500
Jets NWPL Gate Takings		-	4,730
Jets NWPL Presentation		-	4,528
Jets NWPL Uniform Income		2,808	4,304
<b>Total Jets NWPL Income</b>		<b>113,922</b>	<b>105,907</b>

	Note	2018 \$	2017 \$
<b>Jets NWPL Expenses</b>			
Jets HP Accommodation		19,819	18,112
Jets HP Airfare		10,557	9,683
Jets HP Car Rental		4,993	4,969
Jets HP Petrol & Insurance		890	786
Jets HP Uniform Expense		8,554	14,092
Jets HP Other Travel Expense		-	374
Jets HP Pool Hire Expense		7,963	6,818
Jets HP National League Fee		44,917	34,500
Jets HP Trophies		443	734
Jets HP Fundraising Expense		3,475	1,036
Jets HP Import Player Expense		5,178	6,756
Jets HP Pres & Catering		1,587	9,174
Jets HP Sundry Expense		667	2,595
<b>Total Jets NWPL Expenses</b>		<b>109,043</b>	<b>109,629</b>
<b>Total Jets NWPL Profit / (Loss)</b>		<b>4,879</b>	<b>(3,722)</b>
<b>General Expenses</b>			
Accounting Fees		2,656	1,914
Bad Debt Provision Adjustments		(3,764)	7,319
Bad Debt Expense		709	-
Affiliations & Memberships		327	300
Balls & Equipment		1,403	2,411
Bank Charges/Fees		1	7
Board & Meeting Expenses		316	677
Capitation & Insurance		11,104	13,891
EO - Travel exp		2,696	524
Fees - Sporting Pulse		2,088	2,334
IT Internet charges		816	371
IT - Minor Software		665	-
Legal Fee		-	123
Office Rent		4,648	1,977
Office Supplies		-	1,271
Office Cleaning		733	275
Office Utilities		540	7,850
Office Equipment		661	833
Photocopy		825	599
Phone		1,660	214
Postage / Freight		-	68
Pool Hire		24,117	32,691
Printing & Pub & Stationary		776	-
Coaching Payment		32,813	12,985

<b>General Expense's ctd.</b>	<b>Note</b>	<b>2018</b>	<b>2017</b>
		<b>\$</b>	<b>\$</b>
Referee Payment		11,772	11,500
Sundry Expense		518	3,136
Web site & Competition Admin		-	1,374
Depreciation		3,872	2,943
Tournament merchandise		3	54
Training & Develop - Ref & Off		-	100
Training & Develop - Staff & Coaches		659	1,334
Training & Develop - Clinics		-	860
Staff Amenities		1,267	558
Administration Wages		38,503	34,753
Development Wages		31,605	28,952
Executive Officer Wage		41,039	37,800
Finance Officer Wages		8,712	3,564
Head Coach Wages		72,250	-
Trainee Wages		3,986	-
Annual Leave Paid		6,039	-
Honoraria		2,850	3,000
Super Contributions		11,857	9,823
Workcover		2,115	1,364
<b>Total General Expenses</b>		<b>322,837</b>	<b>229,749</b>
<b>Total Profit/ (Loss) for the Year</b>		<b>(70,846)</b>	<b>15,062</b>

## 6. State Representative Teams

### 6.1 14&U Club Nationals Championships 2018

Adelaide Jets 14&U Boys – National Club Championships, Canberra, ACT

March 28<sup>th</sup> – April 2<sup>nd</sup> 2018

**Coach:**  
**Manager:**

Stefan Porobic  
Tim Slaven

PLAYERS	CLUB
1 Thomas Mestrov	Eastern Saints
2 Aleksandar Dobrijevic	Adelaide Vikings
3 Lachlan Zurcher	Adelaide Vikings
4 Simon Pottharst	Adelaide Tritons
5 James Archer	Adelaide Tritons
6 Karim Hennes	Adelaide Tritons
7 William Begg	Eastern Saints
8 Sam McKenzie	Adelaide Tritons
9 Rory Lethbridge	Eastern Saints
10 Ben Taylor	Adelaide Vikings
11 Declan Hillman	Adelaide Vikings
12 Duc Pham	Eastern Saints
13 Jack Slaven	Adelaide Vikings



**Placing 7<sup>th</sup> from 30**

\*Player and game stats unavailable at time of print



**Adelaide Jets 14&U Girls – National Club Championships, Albury/Wodonga, NSW**

**March 28<sup>th</sup> – April 2<sup>nd</sup> 2018**

**Coach:** Catherine O'Sullivan  
**Manager:** Lea Tremonte

PLAYERS	CLUB
1 Zara Dirk	Henley Sharks
2 Holly Porter	Henley Sharks
3 Lucy Hammond	Adelaide Tritons
4 Imogen Cavill	Eastern Saints
5 Zoe Barnett	Adelaide Vikings
6 Tayla Dawkins	Henley Sharks
7 Meg Savage	Adelaide Tritons
8 Amelia Tremonte	Eastern Saints
9 Emily Baldwinson	Adelaide Tritons
11 Milly Bradley	Adelaide Tritons
12 Olivia Scamoni	Adelaide Vikings
13 Sophie Lorraine	Adelaide Tritons



**Placing 11<sup>th</sup> from 25**

\*Player and game stats unavailable at time of print

## 6.2 16&U Club Nationals Championships 2017

Adelaide Jets 16&U Boys – National Club Championships, Sydney, NSW

September 25<sup>th</sup> – September 29<sup>th</sup> 2017

**Coach:** Tim Jolly/Tom Dayman  
**Manager:** Tammy Taylor

### PLAYERS

- 1 Keiran Gohl
- 2 Nathaniel Swan
- 3 Nicolas Maddern
- 4 Angus Parker
- 5 Hamish Shute
- 6 Ky Bishop
- 7 Tyson Friend
- 8 Noah Gladdy
- 9 Kai Peters
- 10 Jet Lewis
- 11 Jesse Taylor
- 12 Owen Gladdy
- 13 Sam Potter

### CLUB

Henley Sharks  
Adelaide Tritons  
Eastern Saints  
Adelaide Vikings  
Adelaide Tritons  
Adelaide Vikings  
Adelaide Tritons  
Adelaide Vikings  
Adelaide Tritons  
Adelaide Tritons  
Adelaide Vikings  
Adelaide Vikings  
Adelaide Vikings



Placing 9<sup>th</sup> from 30

\* Player and game stats unavailable at time of print

## Adelaide Jets 16&U Girls – National Club Championships, Hobart, TAS

September 27<sup>th</sup> – October 2<sup>nd</sup> 2017

**Coach:** Jodie Adams

**Manager:** Sarah Kelly

### PLAYERS

- 1 Audrey Robinson
- 2 Holly Rate
- 3 Sarah Fleming
- 4 Nicola Lieff
- 5 Emma Eade
- 6 Charlotte Dirk
- 7 Tahlia Scipioni
- 8 Makayla Roberts
- 9 Autumn Grooby
- 10 Nicolette Miller
- 11 Kate Baker
- 12 Sophie Lambert
- 13 Alyssa West

### CLUB

Adelaide Vikings  
Adelaide Tritons  
Adelaide Vikings  
Henley Sharks  
Eastern Saints  
Henley Sharks  
Eastern Saints  
Henley Sharks  
Adelaide Vikings  
Eastern Saints  
Adelaide Vikings  
Henley Sharks  
Adelaide Tritons



**Placing 18<sup>th</sup> from 26**

\* Player and game stats unavailable at time of print

## 6.3 18&U Club National Championships 2018

Adelaide Jets 18&U Boys – National Club Championships, Canberra, ACT

March 28<sup>th</sup> – April 2<sup>nd</sup> 2018

**Coach:**

Tim Jolly

**Manager:**

Kathy Friend

### PLAYERS

- 1 Jack Cleary
- 2 Noah Gladdy
- 3 Nicolas Maddern
- 4 Angus Parker
- 5 Brayden Addison
- 6 Ky Bishop
- 7 Tyson Friend
- 8 Charlie Bates
- 9 Kai Peters
- 10 Jet Lewis
- 11 Jesse Taylor
- 12 Aldo Pretorius
- 16 Sam Potter

### CLUB

Eastern Saints  
Adelaide Vikings  
Eastern Saints  
Adelaide Vikings  
Adelaide Vikings  
Adelaide Tritons  
Adelaide Tritons  
Adelaide Tritons  
Adelaide Tritons  
Adelaide Tritons  
Adelaide Vikings  
Eastern Saints  
Eastern Saints



Placing 12<sup>th</sup> from 13

\* Player and game stats unavailable at time of print

**Adelaide Jets 18&U Girls – National Club Championships, Canberra, ACT**

**March 28<sup>th</sup> – April 2<sup>nd</sup> 2018**

**Coach:**

Dusan Damjanovic

**Manager:**

Emily Lewis

**PLAYERS**

- 1 Alyssa West
- 2 Kate Wheeler
- 3 Sophie Hill
- 4 Sarah Fleming
- 5 India Hutchings
- 6 Madeline Lambert
- 7 Mikayla Flynn
- 8 Sophie Munchenberg
- 9 Autumn Grooby
- 10 Nicolette Miller
- 11 Holly Rate
- 12 Sophie Lambert
- 13 Makayla Roberts

**CLUB**

Adelaide Tritons  
Adelaide Tritons  
Adelaide Vikings  
Adelaide Vikings  
Henley Sharks  
Henley Sharks  
Henley Sharks  
Adelaide Tritons  
Adelaide Vikings  
Eastern Saints  
Adelaide Tritons  
Henley Sharks  
Henley Sharks



**Placing 11<sup>th</sup> from 14**

\* Player and game stats unavailable at time of print



## 7. Season Statistics & Awards

The WPSA Summer Competition started with A Grade in August 2017, with all other grades starting competition in October 2017. The A Grade Season concluded in December 2017 with both the Women's and the Men's Grand Finals being held on the same night. All other grades held finals in March 2018.

We would like to thank all the volunteers that make the season and finals possible.

### 7.1 Premiership Tables

<b>A Men</b>	<b>P</b>	<b>W</b>	<b>L</b>	<b>D</b>	<b>B</b>	<b>FF</b>	<b>F</b>	<b>A</b>	<b>%</b>	<b>Points</b>
Adelaide Vikings	14	13	1	0	0	0	151	83	181.93	52
Adelaide Tritons	14	9	5	0	0	0	136	92	147.83	36
Eastern Saints	15	7	8	0	0	0	148	121	122.31	28
Henley Sharks	15	0	0	0	0	0	100	205	48.78	0

**\*\*Disclaimer\*\*** Ladder results are incomplete due to unattainable data

Finish: 14<sup>th</sup> December 2017

Preliminary Rounds: 15

Finals: Tritons vs Adelaide Vikings (4-1)

**Premiership: Tritons**

**Best and Fairest: Stefan Porobic**



<b>A Women</b>	<b>P</b>	<b>W</b>	<b>L</b>	<b>D</b>	<b>B</b>	<b>FF</b>	<b>F</b>	<b>A</b>	<b>%</b>	<b>Points</b>
Henley Sharks	10	8	2	0	0	0	84	56	150.00	32
Adelaide Tritons	10	6	3	1	0	0	63	59	106.78	26
Adelaide Vikings	10	0	9	1	0	0	55	87	63.22	2

**\*\*Disclaimer\*\*** Ladder results are incomplete due to unattainable data

Finish: 14<sup>th</sup> December 2017

Preliminary Rounds: 15

Finals: Henley Sharks vs Tritons (6-1)

**Premiership: Henley Sharks**

**Best and Fairest: Jessica Martin**



<b>B Men</b>	<b>P</b>	<b>W</b>	<b>L</b>	<b>D</b>	<b>B</b>	<b>FF</b>	<b>F</b>	<b>A</b>	<b>%</b>	<b>Points</b>
Adelaide Vikings	14	12	1	1	0	1	130	49	265.31	50
Henley Sharks	14	8	5	1	0	0	96	86	111.63	34
Adelaide Tritons	14	4	8	2	0	0	83	86	96.51	20
Eastern Saints	14	2	12	0	0	0	45	133	33.83	8

**\*\*Disclaimer\*\*** Ladder results are incomplete due to unattainable data

Finish: 21<sup>st</sup> March 2018

Preliminary Rounds: 15

Finals: Adelaide Vikings vs Henley Sharks (8-2)

**Premiership: Adelaide Vikings**

**MVP Winner: Joshua Perks**





<b>B Women</b>	<b>P</b>	<b>W</b>	<b>L</b>	<b>D</b>	<b>B</b>	<b>FF</b>	<b>F</b>	<b>A</b>	<b>%</b>	<b>Points</b>
Eastern Saints	9	8	1	0	0	0	128	19	673.68	32
Adelaide Tritons	9	6	3	0	0	0	66	31	212.90	24
Henley Sharks	10	0	10	0	0	0	13	157	8.28	0

**\*\*Disclaimer\*\*** Ladder results are incomplete due to unattainable data

Finish: 21<sup>st</sup> March 2018

Preliminary Rounds: 15

Finals: Eastern Saints vs Adelaide Tritons (5-4)

**Premiership: Eastern Saints**

**MVP Winner: Tahlia Scipioni**



<b>B00 (18&amp;U) Boys</b>	<b>P</b>	<b>W</b>	<b>L</b>	<b>D</b>	<b>B</b>	<b>FF</b>	<b>F</b>	<b>A</b>	<b>%</b>	<b>Points</b>
Adelaide Vikings	10	6	3	1	0	0	80	63	126.98	26
Adelaide Tritons	9	5	2	2	0	0	75	52	144.23	24
Eastern Saints	9	1	7	1	0	0	41	81	50.62	6

**\*\*Disclaimer\*\*** Ladder results are incomplete due to unattainable data

Finish: 20<sup>th</sup> March 2018

Preliminary Rounds: 15

Finals: Adelaide Tritons vs Adelaide Vikings (9-7)

**Premiership: Adelaide Tritons**

**MVP Winner: Jet Lewis**



<b>B01 (17&amp;U) Girls</b>	<b>P</b>	<b>W</b>	<b>L</b>	<b>D</b>	<b>B</b>	<b>FF</b>	<b>F</b>	<b>A</b>	<b>%</b>	<b>Points</b>
Adelaide Tritons	14	11	3	0	0	1	114	63	180.95	44
Eastern Saints	14	8	4	2	0	1	119	63	188.89	36
Adelaide Vikings	14	5	7	2	0	0	79	109	72.48	24
Henley Sharks	14	2	12	0	0	1	56	133	42.11	8

**\*\*Disclaimer\*\*** Ladder results are incomplete due to unattainable data

Finish: 20<sup>th</sup> March 2018

Preliminary Round: 15

Finals: Eastern Saints vs Adelaide Tritons (11-9)

**Premiership: Eastern Saints**

**MVP Winner: Alison Munday**





<b>B02 (16&amp;U) Boys</b>	<b>P</b>	<b>W</b>	<b>L</b>	<b>D</b>	<b>B</b>	<b>FF</b>	<b>F</b>	<b>A</b>	<b>%</b>	<b>Points</b>
Adelaide Vikings Black	11	8	3	0	0	0	150	61	245.90	32
Adelaide Tritons	11	8	3	0	0	0	106	76	139.47	32
Eastern Saints Blue	12	7	4	1	0	1	122	93	131.18	30
Adelaide Vikings Red	11	3	7	1	0	0	67	108	62.04	14
Eastern Saints Gold	11	1	10	0	0	0	56	163	34.36	4

**\*\*Disclaimer\*\*** Ladder results are incomplete due to unattainable data

Finish: 20<sup>th</sup> March 2018

Preliminary Rounds: 15

Finals: Adelaide Vikings vs Adelaide Tritons (11-9)

**Premiership: Adelaide Vikings**

**MVP Winner: Nicolas Maddern**



<b>14&amp;U Boys</b>	<b>P</b>	<b>W</b>	<b>L</b>	<b>D</b>	<b>B</b>	<b>FF</b>	<b>F</b>	<b>A</b>	<b>%</b>	<b>Points</b>
Adelaide Vikings Black	12	12	0	0	0	1	171	55	310.91	48
Adelaide Tritons	12	5	6	1	0	0	111	125	88.80	22
Eastern Saints	12	3	8	1	0	0	73	123	59.35	14
Adelaide Vikings Red	11	3	8	0	0	0	56	95	58.95	12
Henley Sharks	1	0	1	0	0	0	0	13	0	0

**\*\*Disclaimer\*\*** Ladder results are incomplete due to unattainable data

Finish: 25<sup>th</sup> March 2018

Preliminary Rounds: 15

Finals: Adelaide Vikings vs Tritons (18-10)

**Premiership: Adelaide Vikings**

**MVP Winner: Sam McKenzie**



<b>14&amp;U Girls</b>	<b>P</b>	<b>W</b>	<b>L</b>	<b>D</b>	<b>B</b>	<b>FF</b>	<b>F</b>	<b>A</b>	<b>%</b>	<b>Points</b>
Eastern Saints										
Adelaide Tritons										

**\*\*Disclaimer\*\*** Ladder results are unattainable at time of printing

Finish: 25<sup>th</sup> March 2018

Preliminary Rounds: 15

Finals: Eastern Saints vs Tritons (6-2)

**Premiership: Eastern Saints**

**MVP Winner: Lara Wakeham**



<b>B05 (12&amp;U) Mixed</b>	<b>P</b>	<b>W</b>	<b>L</b>	<b>D</b>	<b>B</b>	<b>FF</b>	<b>F</b>	<b>A</b>	<b>%</b>	<b>Points</b>
Adelaide Vikings	12	11	0	1	0	1	178	36	494.44	46
Henley Sharks	12	7	3	2	0	0	134	84	159.52	32
Eastern Saints	12	4	7	1	0	0	92	121	76.03	18
Adelaide Tritons	12	0	12	0	0	0	42	205	20.49	0

**\*\*Disclaimer\*\*** Ladder results are incomplete due to unattainable data

Finish: 25<sup>th</sup> March 2018

Preliminary Rounds: 15

Finals: Adelaide Vikings vs Henley Sharks (19-6)

**Premiership: Adelaide Vikings**





## 7.2 Australian Water Polo League – FYFE Adelaide Jets



The FYFE Adelaide Jets Women's and Men's teams had an exciting season in the Australian Water Polo League for 2018 with the women finishing 11<sup>th</sup> and the men finishing 8<sup>th</sup>.

Both Jets Women and Men competed in 11 rounds of competition between February and April 2018. The two teams competed in three road trips, one in Perth and two in Sydney and hosted 5 home rounds at the South Australian Aquatic and Leisure Centre.



The Women's team, coached by Eddie Denis and captained by Jessica Martin, played out the season with a young squad of 15 girls. Victorian import Zoe Hille and Western Australian import Heather Laird assisted the girls and saw them come very close to what would have been some great wins. The girls saw an improvement in their goal difference by 24 goals.



Dusan Damjanovic coached the Men's team to a fantastic 6 wins this season. The 8<sup>th</sup> placing was a substantial jump up the ladder compared to their 11th place in the 2017 season. Hard work and dedication to the training plan has certainly paid off. Captain and goalie Joseph Parnis lead the boy's in defence whilst Dan Hall and Stefan Porobic both scored highly for the team. It was a great asset having import Stefan Porobic join the team again for another year, proving to be very valuable player. The season would not have been made possible if it wasn't for the valued support from naming rights and major sponsor FYFE, along with corporate sponsors the Warradale Hotel, Phil Hoffmann Travel and Schinella's Your Local Market.

We must also give thanks to the many volunteers who also have worked tirelessly to raise much needed funds, assist with officiating on the table at home games and continually supporting these young athletes.





## FYFE Adelaide Jets Women's Statistics

[illegible]

**Coach** Eddie Denis  
**Manager** Sarah Kelly / Victoria Risby / Asher Batch  
**Delegate** Sarah Kelly



## FYFE Adelaide Jets Men's Statistics

Adelaide		Men 2018																		Past Played		Past Goals								
		9 - 7	6 - 5	10 - 9	9 - 8	8 - 11	8 - 12	8 - 8	6 - 17	8 - 11	6 - 15	9 - 6	5 - 6	3 - 15	4 - 10	2 - 15	4 - 8	13 - 7	4 - 16	5 - 11	5 - 15	Played	132 - 212	Goals	Fouls	1135	Total Played	Total Goals		
1	Joseph Parnis	-7	-5	-9	-8	-11	-12	-8	-17	-11	-15	-6	-6	-15	-10	-15	-8	-7	-16	-11	-15	20	-212	5		66	-575	86	-787	
2	Charles Bates	0	0	0							0						0	0	0	1	2	10	3	3		10	3			
3	Daniel Hall	2	1	1	2	2	4	1	0	2	2	2	2	0	1	0	1	1	0	0	1	20	25	6		127	73	147	98	
4	Brayden Addison				0	0	0											0	0			5				5				
5	Nic Jordan	1	1	1	1	1	0	1	1	0	0	2	1	1	0	0	0	2	0	1	1	20	15	11		74	16	94	31	
6	Caelan Grooby	1	0	1	0	1	0	0	0	1	1	2	0	0	0	0	0	0	1	1	0	20	9	12		44	31	64	40	
7	Stefan Porobic	0	2	3	1	2	3	2	0	3	0	0	0	1	3	2	1	1	1	1	0	19	26	14		22	41	41	67	
8	Joshua Dawkins	0	0	0	0	0	0	0	0	0	1	0	0	1	0	0	0	0	1	1	0	20	4	5		44	15	64	19	
9	Tom Dayman					0						1	1	0	0	0	1	1				8	4	7		216	263	224	267	
10	Fraser Woods	0	0	1	2	1	0	2	1	2	0	0	1	0	0	0	1	1	1	0	1	20	14	28		60	27	80	41	
11	Michael Carter	2	2	2	2	0	0	0	1	0	0	2	0	0	0	0						15	11	7		51	17	66	28	
12	Tim Jolly	0	0	0	0	0	0	0	0	0	0	0	0	0	0	0	0	0	0	0	0	19		16		7	26			
13	Jesse Taylor	0	0	0	1	0	0	0	2	0	0	0	0	0	0	0	0	1	0	0	0	20	4	9		10		30	4	
14	Jet Lewis							0	1	0	0			0	0	0						7	1					7	1	
15	Ky Bishop																		0	0	0	3		2				3		
18	Jack Cleary	0	0	0		0			0	0	0		0	0	0	0			0	0	0	0	12				14	-2	26	-2
19	William Dayman	2	0	1	0	1	1	2	0	0	2	1	0	0	0	0	0	0	0	0	0	20	10	10		142	102	162	112	
17		9	6	10	9	8	8	8	6	8	6	9	5	3	4	2	4	13	4	5	5									
Coach		Dusan Damjanovic																												
Manager		Jon Harmer																												
Delegate		Sarah Kelly																												

## Jets Milestones 2018

50 career games

50 career games

150 career games

300 career goals

## 50 career goals

Sophie Munchenberg

Caelan Grooby

William Dayman

Jess Martin

Stefan Porobic

## Jets Award Winners 2017

### **Best & Fairest** Women: Jessica Martin



### **Best & Fairest** Men: Joseph Parnis





**Junior Player of the year**  
Women: Alyssa West



**Junior Player of the year**  
Men: Jesse Taylor



**Top Goal Scorer**  
Women: Jessica Martin 22 goals



**Top Goal Scorer**  
Men: Stefan Porobic 26 goals



**Players Player**  
Women: Jessica Martin  
Women: Sophie Hill



**Players Player**  
Men: Joseph Parnis



# FYFE ADELAIDE JETS SPONSORS

## Major Sponsors



## Corporate Sponsors



## Supporting Sponsors



**Government of South Australia**  
Office for Recreation and Sport



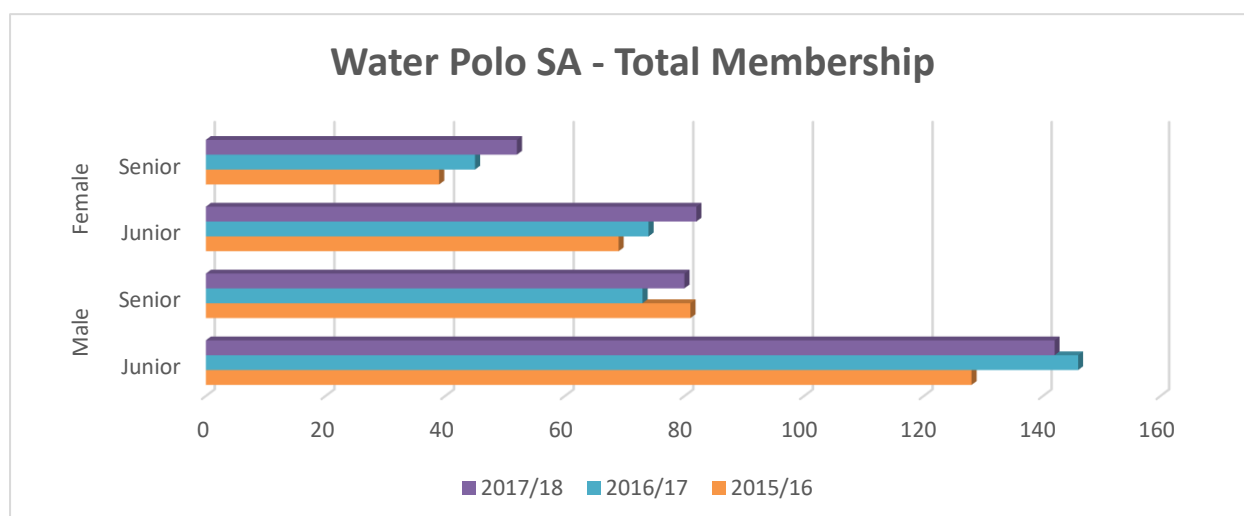
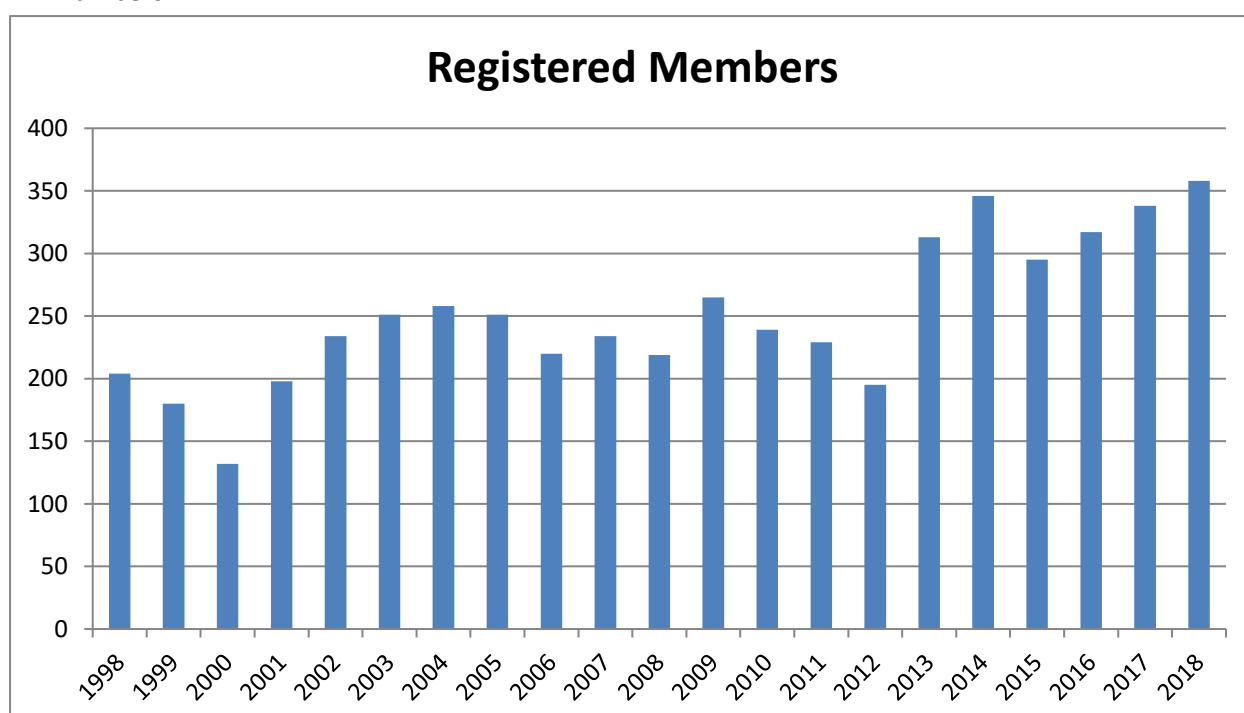


## 8. Membership Statistics 2017-2018

Overall membership at Water Polo SA has increased by around 6% which is pleasing to see. This is attributable to the constant dedicated work from all four clubs in recruitment and retention. There has been a steady increase across all categories with the exception of junior boys, this is a concern that will be addressed in 2018/19 and WPSA will work closely with clubs to rebuild in this area.

It is important to recognise the work done in the area of increasing female participation. During 2017/18 year we ran a number of female only come and try events and with more funding available to do more in this area during the 2018/19 year, we hope to see another rise in female participation over the next 12 months.

Water Polo SA also intend to become more active in the schools competition during the 2018/19 year, therefore we hope to see a significant increase in the junior girls and boys participation numbers.



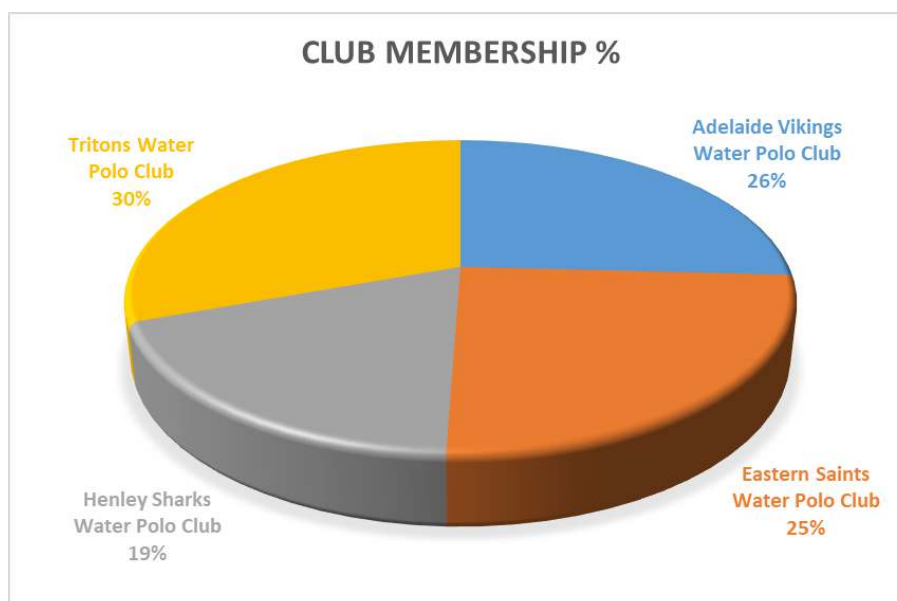
\*Please note that all statistical information has been generated through Fox Sporting Pulse.



## Member Statistics 2017/18

Registered Members 2017/18	Male		Female		Club Total
	Junior	Senior	Junior	Senior	
Adelaide Vikings Water Polo Club	48	20	15	9	92
Eastern Saints Water Polo Club	45	13	21	9	88
Henley Sharks Water Polo Club	16	19	18	14	67
Tritons Water Polo Club	33	28	28	20	109
Sub-Total	142	80	82	52	356
	222		134		
Total Members	356				

Change from Season 2016/17	Male		Female		Club Total
	Junior	Senior	Junior	Senior	
Adelaide Vikings Water Polo Club	11.63%	33.33%	15.38%	28.57%	17.95%
Eastern Saints Water Polo Club	28.57%	-13.33%	0.00%	50.00%	14.29%
Henley Sharks Water Polo Club	-42.86%	5.56%	5.88%	-12.50%	-15.19%
Tritons Water Polo Club	-17.50%	12.00%	21.74%	25.00%	4.81%
	-2.74%	9.59%	10.81%	15.56%	



## 9. Sponsors

Thank you to all our sponsors who have continued to support Water Polo SA throughout the 2017-2018 season. We are greatly appreciative of your support and services. Our amazing partners are:

- Government of South Australia through the Office for Recreation and Sport and Racing
- South Australian Aquatic and Leisure Centre
- FYFE Pty Ltd
- Warradale Hotel
- Phil Hoffmann Travel
- Schinella's – Your Local Market



## 10. Governance

Board meeting attendance	Oct-17	Apr-18	May-18	June-18	Sept-18	Total
Peter Cleary	Y	Y	Y	Y	Y	5
Damon Maslen	Y	A	A	Y	Y	3
Kathleen McHugh	Y	Y	Y	Y	Y	5
Cat Carroll	A	Y	Y	A	A	2
Simon West	A	Y	Y	Y	Y	4
John Flynn	Y	Y	A	Y	Y	4
Jess Martin	Y	Y	Y	Y	Y	5
<b>Staff</b>						
Sarah Kelly	Y	Y	Y	Y	Y	5

# 11. Media and Promotion Coverage

ADVERTISER.COM.AU SATURDAY FEBRUARY 10 2018

SPORT 73



## Crawford has big, very big, dreams

**JAMIE PANGARAN**

"I WANT to be remembered as one of the best swimmers to have ever lived on the planet."

Crawford has big dreams. And he is already a long way towards fulfilling them.

Recognised around the world as one of the best swimmers for several years, Crawford is preparing to defend his title at the Australian Swimming Championships in Sydney. The 20-year-old is set to claim his 10th world title in the 100m freestyle. Crawford is also aiming for a medal in the 50m freestyle. "I want to be remembered as one of the best swimmers to have ever lived on the planet," Crawford said. "I want to be remembered as one of the best swimmers to have ever lived on the planet."

While the contracts are yet to be signed, both Crawford and Hines are confident about the deal. Crawford is also aiming for a medal in the 50m freestyle. "I want to be remembered as one of the best swimmers to have ever lived on the planet," Crawford said. "I want to be remembered as one of the best swimmers to have ever lived on the planet."

### West maintains rapid rise in the pool

**ROB GREENWOOD**

Any young talent had raised hopes of a bright future. But it was not until she had won the 100m freestyle at the 2017 World Championships in Hungary that the world took notice of the 19-year-old. West's rapid rise in the pool has been maintained as she won the 100m freestyle at the 2018 Australian Swimming Championships in Sydney. "I want to be remembered as one of the best swimmers to have ever lived on the planet," Crawford said. "I want to be remembered as one of the best swimmers to have ever lived on the planet."

### WINNER TAKES ALL

**SUNBONCH CHAMPION ONLY**

**REGISTER YOUR TEAM**  
**BEAT YOUR MATES**  
**CHANCE TO WIN \$50K**

REGISTER TODAY  
ADVERTISER.COM.AU/SUNBONCH

The Advertiser

ADVERTISER.COM.AU SATURDAY FEBRUARY 10 2018

SPORT 73



## Jets import fires outsiders to unlikely finals challenge

**UPSETTING THE ODDS:** Adelaide Jets players (from left) Jesse Taylor, Jesse Parisis and Stefan Porobic have fired Adelaide Jets to their best start to an Australian Water Polo League season and to the cup of a surprise finals berth at the midway point of the minor round.

**ROB GREENWOOD**

STEFAN Porobic says he knew nothing about Australian water polo when he signed for the Adelaide Jets last season. "I didn't know anything about water polo in Australia when I came here," Porobic said. "It's a lot different to Europe, where water polo is obviously at a higher level."

### EHILL & FLEMINGTON

## HANCED ODDS RACES 1-4

DAY | MAX BET \$100

Ladbrokes



## Water Polo

SOUTH AUSTRALIA



### Are you looking for some fun in the water?

Why not give WATER POLO a go!

Water Polo is a fun, fast-paced team sport. It's a great way to stay fit and have fun at the same time. Join our team today and experience the excitement of water polo!

REGISTER TODAY  
ADVERTISER.COM.AU/WATERPOLO



A SOLID year of backhanders, eggbeaters and fast breaks has paid dividends for keen teen water polo star **Hamish Shute**, and he now has the Olympics on his mind.

Shute, 15, of Burnside, was selected in the Australian under-16 team for a world water polo competition – the Darko Cukic Memorial Tournament – in Belgrade, Serbia, later this month.

After an intense four-day testing camp at the Australian Institute of Sport, an initial squad of 30 was trimmed to 15, with Shute one of only three South Australians to make the cut.

He was genuinely shocked to win Australian selection.

"It's one of my best achievements, that's for sure," Shute says. "I couldn't really believe it.

"I was a bit nervous (before the camp), didn't know what to expect, but I've got a good coach, I was prepared."

To ready himself for the cutthroat selection process, the Rostrevor College student dedicated 18 hours a week in the water over a 12-month period, and has now set a goal of Australian representation at the Olympics in 2022.

"It's really improved my awareness in the pool," Shute says of his self-imposed training regime.

The Adelaide Tritons' centre forward got into the sport after tiring of the solitude of swimming.

"I got a bit sick of that so I tried a team sport," Shute says.

"I love the physical side (of water polo), there is lots of physical contact. The culture is also really good, too ... it's very supportive."

The Australian team heads to Serbia on July 28.

– **Ben Cameron (Eastern Courier 18/7)**

NOTES:



# Water Polo

SOUTH AUSTRALIA