

Season 2022 - 2023

2022 – 2023 Annual Report



Water Polo
SOUTH AUSTRALIA

Contents

	Page Number
1. 2022/23 Officials	3
○ Honorary Life Members	
○ Board of Directors	
○ Offers & Officials	4
○ Staff	
○ State Representative Team Officials	
○ Affiliated Clubs	
2. President’s Report	5
3. General Manager’s Report	7
4. Events	
○ Annual Awards	11
5. Financial Report	12
○ Board Members Report	13
○ Income & Expenditure Statement	14
○ Statement of Financial Position	18
○ Statement of Changes in Equity	20
○ Notes to the Financial Statements	21
○ Certificate by Members of the Board	23
6. State Representative	24
○ National State Championships – 2022	25
○ Australian Water Polo Youth Championships - 2023	28
7. FYFE Adelaide Jets National League Teams	33
8. Season Statistics & Awards	35
○ Summer Competition Premiership Winners	35
○ Summer Competition Best & Fairest	37
○ Summer Competition Highest Goal Shooter	37
9. Membership Statistics 2022/23	38
10. Governance	39
11. Sponsors Acknowledgement	40

1. 2022 – 2023 OFFICIALS

LIFE MEMBERS

Ron Howell	Jill Glastonbury (dec)
Bruce Chisholm (dec)	Margaret Jones
Paul Raynor	Jon Harmer
John Bird	Lynn Martin (dec)
Des Clark	Gary Mavrinac
Brian Kevitt	Shaun Baker
Peter Bayne	Chris Turner
Graeme Litster	David Martin
Alan Dowling	John Medcalf
Derek Seret	Mark Dayman

HONORARY LIFE MEMBERS (SA Olympians)

Charlie Turner
 Chris Wybrow
 Rafael Sterk
 Michael Turner
 Rod Owen Jones
 Isobel Bishop

BOARD OF DIRECTORS

President	Mark Dayman
Director	Tammy Taylor
Director	Tim Dansie
Director	Matthew Lawson
Director	Sarah Meertens
Director	Tom Dayman

OFFICERS & OFFICIALS

Public Officer	
Member Protection Officer (MPIO)	Maritza Manojlovic

STAFF

Executive Officer	Chris Luz-Raymond (resigned 30/6/2023)
Sports Administration Officer	Anna Porcaro

STATE REPRESENTATIVE TEAMS – 2022 National State Championship

	COACH	TEAM MANAGER
15&U Boys	Catherine O’Sullivan	Jack Cleary
15&U Girls	Sarah Fleming	Cheree McEwin
17&U Boys	Dusan Damjanovic	Matthew Martin
17&U Girls	Matthew Martin	Sarah Bradley
19&U Girls	Eddie Denis	Sophia Scipioni

STATE REPRESENTATIVE TEAMS – 2023 Australian Youth Championships

	COACH	TEAM MANAGER
14&U Boys – Green	Catherine O’Sullivan	Alison Walsh
14&U Girls – Green	Matthew Martin	Daniel Martin
16&U Boys – Gold	Dusan Damjanovic	Hayley Traeger
16&U Girls – Green	Ashley Murray	Petrea Mackie
16&U Girls – Gold	Sarah Fleming	Cheree McEwin
18&U Boys - Gold	Rafael Sterk	Michael & Rebecca Stevens
18&U Girls - Gold	Sophie Munchenberg	Cheree McEwin

AUSTRALIAN WATER POLO LEAGUE

	COACH	TEAM MANAGER
Men	Rafael Sterk	Peter Cleary / Jon Harmer
Women	Eddie Denis	Sophia Scipioni

AFFILIATED CLUBS

Adelaide Tritons

Adelaide Vikings

Henley Sharks

St Peters Old Collegians (SPOC)

2. PRESIDENT'S REPORT

In late 2022 I was asked to consider rejoining the Water Polo South Australia Board (WPSA). As was the case for several sporting organisations WPSA faced some challenges. These challenges were not dissimilar to when I first became President for WPSA some years ago. In December 2022 I was appointed to the WPSA Board and elected President. That resulted in a Board comprising of 3 new Board members and pleasingly 4 continuing Directors.

The new Board started the process of assessing the state of the WPSA affairs. During the busy December period The Board identified the critical areas that needing priority attention. This initial assessment showed that WPSA needed to :-

- Review our available operational resources.
- Assess our financial position as our FY22 finances had not been audited.
- Improve the operational information reported to the WPSA Board.
- Restore reporting to members given there have been no Annual reports for 4 years.
- Restore the confidence of Water Polo Australia (WPA) in our organisation.
- Most importantly, improve our primary product to our members – the local competition.

What gave me confidence of success was the calm, collegiate and committed manner of the Board members in working through the process of change. WPSA stakeholders were consulted as the Board went about developing a basic strategy to set the direction and improve the WPSA organisation.

As you would expect, there were a great deal of opinions on what action is needed for improvement. From my previous experience with WPSA, we need to focus on the key issues and reduce the occurrence of problems or those issues that consume significant time for little benefit.

The headline of this strategy was that WPSA could not expect meaningful change with our current level staff and financial resources. At a minimum, a full time General Manager and a part time Competitions Officer is required. The Strategy also identified other areas of improvement but also some great opportunities to build upon our strengths.

After a period of consultation, the WPSA Board was pleased to appoint Eddie Denis as the General Manager for WPSA. The appointment is a significant milestone and an inflection point for WPSA and positively supported by WPA. Although a very recent appointment and technically outside the reporting period of this document, we have already seen a significant change of how WPSA conducts business.

An unexpected activity for WPSA through 2023 was the redevelopment of the Adelaide Aquatic Centre (AAC). This project came in a rush of phone calls one Saturday morning just before the Premier made the announcement. Fortunately, WPSA has very good relationships with the Office of Rec and Sport, the local Minister, the Minister responsible for the project and even the Premier to a lesser extent. WPSA importantly developed a positive relationship with the project team and our collective work will deliver a very good facility for WPSA activities. We are also starting to address the challenge of the closure period. A lot of time and effort has gone into the AAC project and thank you to Eddie Denis and Jon Harmer for their assistance.

Summing up this year's highlights and challenges for the WPSA Board: -

- Assessment of WPSA operating affairs
- Development of a high-level strategy
- Re-establishment of a positive relationship with Water Polo Australia including the shared services concept.
- Strengthening of our relationship with SAALC.
- The first WPSA awards night for several years.
- Return of an Annual Reports. The last being FY2019.
- End of season player survey for input into the coming summer season
- An albeit brief winter season in 2023 after not having one last year.
- The positive outcome with SA Government for the AAC re-development.
- The establishment of the first full time General Manager position for WPSA and the appointment of Eddie Denis to this role.

Earlier in this report I mentioned 2023 has been an inflection point for WPSA. While this may be the case, the reality is our journey transforming Water Polo in South Australia to a growth and successful sport will take several years. To achieve this outcome, we will need to grow our resources and in particular our available funds.

The last 15 years or so have been tough for WPSA while other states have developed a stronger offering in their sport. Quite simply, WPSA needs greater participation in our sport over a long period of time. This will assist WPSA to return to a competitive level in National Competitions and deliver a more professional local competition.

While 2023 has been a difficult year, we have made positive progress. I believe we have the right Board and Staff to increase the awareness and participation in Water Polo in the coming years. In the short term we will be able to improve our operations and services to the clubs and members.

In closing, I would like to thank and congratulate the WPSA Board, our staff members Eddie Denis and Anna Porcaro for our progress this year. I will also note that In February 2023 one of the continuing Board members Michelle Barnes resigned due to other commitments but offered her services for specific matters. Michelle's contribution and ongoing support are acknowledged and greatly appreciated. We would also like to acknowledge and thank Chris Luz-Raymond's contributions as Executive Officer from June 2020 to June 2023.



Mark Dayman

WPSA President

3. GENERAL MANAGER'S REPORT

I would firstly like to commend the Board of SA Water Polo for their bold decision to employ a full-time General Manager for the first time in the history of this organisation. In my previous role at the South Australian Sport Institute, I have seen the positive benefit for sports in having a full-time Manager to develop relationships, drive ideas and build programs over time. I have also seen the opposite where sports cannot grow or even maintain their level of operations if part-time people are in place.

I keenly feel the responsibility of this role in facilitating a higher quality of product in every sense and in developing ideas that make Water Polo more visible as a sport and more sustainable as a business.

Growth is usually a slow and deliberate process. The concept of the Flywheel gaining momentum is what I am aiming to achieve. Growth will take the combined effort of many people, many times, in many different roles within our Water Polo community. The momentum we build will bring excitement into our sport and will help motivate us all to keep the momentum going.

My vision for Water Polo in South Australia is that it is a highly regarded and well-known aquatic sport which is growing year on year.

My aims are to:

Improve our office efficiency through better planning, communication, engagement, and governance.

Improve the quality of our local competition and provide improved support and education for our volunteers and officials.

Improve what we do for our State squads and teams so that our performance at National competitions improves over time.

Present our sport as an exciting aquatic sport option for children.

Be more visible to more people more often.

My strategy to achieve this is:

COMPETITIONS	SQUADS & TEAMS	RELATIONSHIPS	PEOPLE
Organise and run vibrant competitions which utilise north and south venues, expand our participation numbers and provide exciting experiences for our athletes, coaches and referees in a way which showcases the best of SA Water Polo to a local and national community.	Programs at all levels which provide a quality pathway for athletes to enjoy our sport, develop fitness, skills and understanding through access to good pool space, excellent coaching, and effectively resourced programs.	Engage a diverse range of stakeholder groups, both current and future, in the development of initiatives and programs which provide opportunities for experiences, engagement and growth.	Our volunteers, coaches, referees, and managers are effectively supported by WPSA to provide great services to the Water Polo community.

PRIORITIES			
<p>Increase numbers playing the game.</p> <p>Retain current members.</p> <p>Increase player satisfaction.</p>	<p>Enhance the experience of players in State squads.</p> <p>Improve the performance of State Teams.</p>	<p>Increase numbers trying the sport. WPSA using pool space more effectively.</p> <p>Utilise a larger range of venues for water polo activities.</p>	<p>Sharing of information to streamline processes and communicate more clearly</p>
<p>Southern Schools – Engage with schools local to SAALC.</p> <p>Aim to start a pilot southern school's competition in 2024.</p>	<p>State Squads – Better coaching and programs through increased education, planning and support.</p> <p>Add strength programs and provide needed training equipment for select squads.</p>	<p>Fill our water polo pool space – SAALC, AAC, St Peters.</p> <p>Investigate new space at council pools e.g., Marion Outdoor, new Payneham, Mt Barker, other.</p> <p>Ensure Water Polo pool space availability during the AAC closure period, Aug 2024 – Jan 2026.</p>	<p>State Squads – co-create program structure, strategy, and selection processes.</p> <p>Provide procedure guidelines for State team Managers.</p>
<p>Club – Implement the Club Competition Day idea in season 2023/24 to promote Club community.</p> <p>Aim to move towards a Home & Away fixture in the 2023/24 season.</p>	<p>AWL – An active AWL Committee in place.</p> <p>Work to secure player numbers for the 2024 season.</p> <p>Develop an AWL strategy for future years.</p>	<p>Beach Polo Days – link with SLSSA to include Water Polo activities at Junior Carnival days and at select metro SLS Clubs during the school holiday period.</p> <p>Apply for an ORSR Grant to support this.</p>	<p>Club Games – Referee and Coach growth in numbers.</p> <p>Continuing education and support through regular meetings and catch-ups.</p>
<p>School Competition State teams – Empower School coaches to be Club and State squad advocates.</p> <p>Investigate State School team options for 2024.</p>	<p>Position specific holiday training programs – Goalkeeping, Centre Forward & Centre Back, Shooting, Driving, etc.</p>	<p>School Holiday programs – Come and Try pool space booked-in at AAC, SAALC and St Peters for 3rd, 4th, and 1st term holidays.</p> <p>Assistance provided to Clubs to run these programs.</p>	<p>Social Media – regular updates via News stories and acknowledgement of the great things our people do in our small community.</p>
		<p>SAALC – Provide weekly Flippa ball sessions for swim school children starting Feb 2024</p>	

The outcomes we will expect to gain are:

Increased public awareness of Water Polo

Increased number of public experiences with water polo through our many programs at many locations

Increased membership numbers leading to a stronger Club competition.
More active stakeholder relationships
Improving National Results and National standing
Increased revenue for Water Polo SA leading to an increase in staffing resources.

I look forward to working with you all to make Water Polo in SA a highly regarded and well-known aquatic sport which is growing year on year.

Regards,

A handwritten signature in black ink, appearing to read 'Eddie Denis', with a stylized flourish at the end.

Edward (Eddie) Denis
General Manager

4. EVENTS

2023 Annual Awards Night

After a 5-year break, Water Polo SA re-introduced the Annual Awards Night to bring the water polo community together to celebrate the achievements of the season. The event was held at the Prospect Town Hall with just over 100 members attending.

We would like to thank our sponsors and volunteers and special guest, Des Clark (first SA Olympian) to help make the night run smoothly.

Our Sponsors	Our Volunteers	
Fyfe Warradale Hotel Schinella's Pirate Life Brewery Tip Top Electrical West Lakes Hotel Bridgeway Hotel The Maid Hotel	Dayman Family Lawson Family Maddern Family Martin families Morphett Family Slaven Family Stevens Family Hands For Hair Leah Beauty Spot Adelaide Aquatic Centre SA Aquatic & Leisure Centre	Allena Bishop Anna Porcaro Hayley Traeger Eddie Denis Jet Lewis Jon Harmer Kate Baker Rebecca Maddern Sophie Scipioni Tahlia Scipioni Wendy Griffiths



Club of the Year

Coach of the Year


Volunteer of the Year

Henley Sharks

Hamish McEwin

Tammy Taylor





Financial Statements

Water Polo South Australia
ABN 30 154 276 949

For the year ended 30 June 2023

Board Members' Report

Water Polo South Australia

For the year ended 30 June 2023

Board's Report

Your Board Members submit the financial report of Water Polo South Australia for the financial year ended 30 June 2023.

Board of Directors

The names of the Board of Directors committee members throughout the year and at the date of this report are:

Board Member	Position	Date Started
Mark Dayman	President	November 2022
Tammy Taylor	Director	March 2022
Tim Dansie	Director	March 2022
Matthew Lawson	Director	October 2022
Sarah Meertens	Director	October 2022
Tom Dayman	Director	March 2022

Principal Activities

The principal activities of the Association during the financial year were to provide governance and assistance to clubs that participate in the sport of Water Polo in South Australia. This includes the running of club amateur competitions and partial management of the State's National League team.

Significant Changes

There have been no significant changes in the Association during the year.

Operating Result

The surplus / (loss) for the financial year amounted to (\$3,922) [2022: loss (\$8,212)]

Going Concern

This financial report has been prepared on a going concern basis which contemplates continuity of normal business activities and the realisation of assets and settlement of liabilities in the ordinary course of business. The ability of the association to continue to operate as a going concern is dependent upon the ability of the association to generate sufficient cashflows from operations to meet its liabilities. The members of the association believe that the going concern assumption is appropriate.

Signed in accordance with a resolution of the Board Members on:

Mark Dayman (President)

(Director)

Income and Expenditure Statement

Water Polo South Australia

For the year ended 30 June 2023

	2023	2022
Jets NWPL		
Income		
Jets NWPL Fundraising (44010)	21,396	22,655
Jets NWPL Gate Takings (44015)	47	-
Jets NWPL Player Levy Income (44002)	99,785	37,901
Jets NWPL Sponsorship (44012)	5,000	5,000
Jets NWPL Travel Income	4,909	5,940
Jets NWPL Uniform Income (44030)	468	-
Jets Training Fees	(470)	14,521
Total Income	131,136	86,018
Expenses		
Jets HP Accommodation (64001)	(9,578)	(4,647)
Jets HP Airfare (64005)	(1,389)	(241)
Jets HP Car Rental (64010)	(3,040)	199
Jets HP Import Player Expense (64060)	(9,545)	-
Jets HP Other Travel Expense (64025)	(747)	(108)
Jets HP Petrol & Insurance (64015)	(258)	(98)
Jets HP Pool Hire Expense (64030)	(10,743)	(13,302)
Jets HP Squad Equipment (63200)	(1,164)	(717)
Jets HP Sundry Expense (64065)	(264)	(36)
Jets HP Uniform Expense (64020)	(875)	-
Jets NWPL Fundraising Expense (64055)	(6,751)	(2,000)
Jets NWPL National League Fee (64035)	(103,703)	(60,273)
Total Expenses	(148,058)	(81,223)
Jets NWPL Surplus/(loss)	(16,922)	4,795

State Team

Income

State Squad Training Income (42300)	69,312	53,906
State Team Accommodation (43001)	104,828	55,801
State Team Airfare (43002)	61,531	37,545
State Team Car Hire (43003)	19,024	12,711
State Team Entry & Pool Fee (43005)	37,741	16,705
State Team Petrol, Parking & Insurance (43004)	3,872	-
State Team Player Levy (43006)	(955)	-
State Team Referee Fee (43008)	91	-
State Team Sundry Income (43020)	152	-
State Team Training Fee (43012)	-	6,505
State Team Uniform (43010)	1,111	8,120
Total Income	296,707	191,293

Expenses
Income and Expenditure Statement

2023 2022

Coaching Payment (60236)	(40,880)	(35,234)
State Development Pool Hire (60216)	(38,206)	(20,000)
State Team Accommodation (62001)	(100,961)	(59,145)
State Team Airfare (62005)	(64,399)	(28,336)
State Team Car Rental (62010)	(14,303)	(11,460)
State Team Entry & Pool Fees (62020)	(37,000)	(31,764)
State Team Petrol, Parking & Insurance (62015)	(6,022)	(4,739)
State Team Pool Hire (62045)	1,322	(2,358)
State Team Sundry Expense (62035)	(704)	(224)
State Team Uniform Expense (62030)	(4,090)	(12,098)
Total Expenses	(305,242)	(205,358)
State Team Surplus/(loss)	(8,535)	(14,064)

Competition

Income		
Competitions Administration Income	5,091	4,909
Competitions Team Registration (45050)	-	2,473
Total Income	5,091	7,382
Expense		
Competitions Pool Hire Expense (61050)	(11,733)	(21,540)
Competitions Trophy Expense (61025)	(1,008)	(1,188)
Referee Payment (60237)	(7,015)	(6,836)
Total Expense	(19,756)	(29,564)
Total Competition	(14,665)	(22,182)

Development Projects

Income		
WPSA Grants - Inclusive WP Program	179	-
Development - Social Programs	399	192
Development Programs (46001)	(201)	-
Total Income	377	192
Expense		
Training & Develop - Ref & Off (60265)	-	(289)
Total Expense	-	(289)
Total Development Projects	377	(97)

Operating Income

HP Squad Training Fees (42100)	5,315	-
Interest Income	645	84
Leadership, Policies and Administrative Services Grant	-	36,667
Online Booking Fee (Refund)	2,396	1,502
School Development Program (45000)	127	-
Swim Training (42400)	82	77
WPSA Bank Interest (40031)	119	18
WPSA Club Affiliation (41003)	1,182	-

Income and Expenditure Statement

	2023	2022
WPSA Coaching Income (42051)	45	-
WPSA Competition Pool Income (41007)	12,392	14,495
WPSA Competition Refereeing Income (41050)	7,027	5,495
WPSA Fundraising (40006)	4,737	-
WPSA Grants - COVID-19 (44210)	-	11,740
WPSA Grants - Governance Reform (40027)	10,000	-
WPSA Grants - High Performance (40028)	32,500	-
WPSA Player Regist & Transfer (41001)	39,780	41,477
WPSA Uniforms (40052)	6,743	-
Total Operating Income	123,092	111,556
Operating Expenditure		
Realised Currency Gains	-	27
Accounting Fees (60101)	5,518	1,835
Administration fee (60102)	84	-
Administration Wages (60513)	24,300	23,500
Advertising (60150)	1,326	18
Affiliations & Memberships (60155)	1,035	1,838
Bad Debt (60105)	495	-
Bank Charges/Fees (60160)	1	38
Capitation & Insurance (60186)	140	28
Development Wages (60504)	336	-
Doubtful Debt Allocation (60104)	-	103
Equipment Purchases (60175)	1,954	2,848
Executive Officer Wage (60503)	21,220	25,568
Insurance - Public Liability (60185)	-	15
IT Internet charges (60190)	1,150	1,314
IT Minor Software and Consulting (60191)	243	-
Meeting Expenses (60170)	-	68
Office Cleaning (60210)	358	818
Office Equipment (60212)	-	14
Office Utilities (60211)	5,176	1,574
Online Booking Fees (Expense)	2,575	1,630
Postage / Freight (60215)	126	393
Printing & Pub & stationary (60225)	651	732
Rent - office space (60217)	2,249	5,272
Sundry Expense (60240)	-	32
Super Contributions (60511)	4,815	4,907
Swim Training Pool Hire (62100)	9,485	4,013
Uniform Expense	111	-
WPSA Fundraising expenses (60178)	3,687	-
WPSA GRANT Development Program Expenses (65031)	55	-
WPSA GRANTS EXP - COVID 19	-	11,000
WPSA Grants Expenses - Inclusive WP Program	182	-

Income and Expenditure Statement

	2023	2022
WPSA Uniform Expense (60270)	-	634
Total Operating Expenses	87,269	88,219
Operating Surplus / (loss)	35,823	23,337
Net Surplus / (loss) for the year	(3,922)	(8,212)

Statement of Financial Position

Assets

	NOTES	30 JUN 2023	30 JUN 2022
Current Assets			
Cash & Cash Equivalents			
WPSA Access #0023		376	64
WPSA Levy #4651		51	51
WPSA Online #9227		108	34,038
WPSA Trans #2547		42,693	64,582
Petty Cash (11117)		1,100	100
Petty Cash (11170)		299	299
Total Cash & Cash Equivalents		44,627	99,134
Trade and Other Receivables			
Accounts Receivables		54,829	24,563
Doubtful Debt Allocation (11260)		2,662	(3,219)
Total Trade and Other Receivables		57,491	21,344
Total Current Assets		102,119	120,478
Non-Current			
Assets Plant & Equipment			
Computer at cost (13410)		3,855	3,855
Plant & Equipt at cost (13510)		9,658	9,658
Accumulated Depreciation (13511)		(13,513)	(13,513)
Total Plant & Equipment		-	-
Total Non-Current Assets		-	-
Total Assets		102,119	120,478

Liabilities

Current Liabilities			
Accounts Payables		37,846	49,166
GST Payable		2,169	1,637
ORS Grants Club Development Program (21700)		18,333	18,333
PAYG payables		692	1,836
Player Levy Accounts		2,142	2,726
Superannuation payables		775	164
Unpaid ATO Liability		-	2,532
Workcover liability		35	35
Total Current Liabilities		61,992	76,430
Total Liabilities		61,992	76,430
Net Assets		40,127	44,049
Member's Funds			

Statement of Financial Position

	NOTES	30 JUN 2023	30 JUN 2022
Capital Reserve			
Current Year Earnings		(3,922)	(8,212)
Retained Earnings (38000)		44,049	52,260
Total Capital Reserve		40,127	44,049
Total Member's Funds		40,127	44,049

Statement of Changes in Equity

Water Polo South Australia

For the year ended 30 June 2023

	2023	2022
<u>Equity</u>		
Opening Balance	44,049	52,260
<u>Increases</u>		
Surplus for the Period	(3,922)	(8,212)
Total Increases	(3,922)	(8,212)
Total Equity	40,127	44,049

The accompanying notes form part of these financial statements. These statements should be read in conjunction with the attached compilation report.

Notes to the Financial Statements

Water Polo South Australia

For the year ended 30 June 2023

Summary of Significant Accounting Policies

The financial statements are special purpose financial statements prepared in order to satisfy the financial reporting requirements of the *Associations Incorporation Act SA 1985*. The Board Members has determined that the Association is not a reporting entity.

The financial statements have been prepared on an accruals basis and are based on historic costs. This financial report does not comply with any Australian Accounting Standards unless stated otherwise.

The following significant accounting policies, which are consistent with the previous period unless stated otherwise, have been adopted in the preparation of these financial statements.

Cash on Hand

Cash on hand includes cash on hand, deposits held at call with banks, and other short-term highly liquid investments with original maturities of three months or less.

Accounts Receivable and Other Debtors

Accounts receivable and other debtors include amounts due from members. Receivables expected to be collected within 12 months of the end of the reporting period are classified as current assets. All other receivables are classified as non-current assets.

Plant and Equipment

Plant and equipment are carried at cost less any accumulated depreciation.

The depreciable amount of all plant and equipment is depreciated over the useful lives of the assets to the Association commencing from the time the asset is held ready for use.

Impairment of Assets

At the end of each reporting period, the Board Members reviews the carrying amounts of its tangible and intangible assets to determine whether there is any indication that those assets have been impaired. If such an indication exists, an impairment test is carried out on the asset by comparing the recoverable amount of the asset, being the higher of the asset's fair value less costs to sell and value in use, to the asset's carrying amount. Any excess of the asset's carrying amount over its recoverable amount is recognised in the income and expenditure statement.

Goods and Services Tax (GST)

Revenues, expenses and assets are recognised net of the amount of GST, except where the amount of GST incurred is not recoverable from the Australian Taxation Office (ATO). Receivables and payables are stated inclusive of the amount of GST receivable or payable. The net amount of GST recoverable from, or payable to, the ATO is included with other receivables or payables in the assets and liabilities statement.

Income Tax

The Association is exempt from income tax under subsection 5-5 of the *Income Tax Assessment Act 1997*, as amended.

Accounts Payable and Other Payables

Accounts payable and other payables represent the liability outstanding at the end of the reporting period for goods and services received by the Association during the reporting period that remain unpaid. The balance is recognised as a current liability with the amounts normally paid within 30 days of recognition of the liability.

Revenue and Other Income

Revenue is measured at the fair value of the consideration received or receivable after taking into account any trade discounts and volume rebates allowed. For this purpose, deferred consideration is not discounted to present values when recognising revenue.

Grant income is recognised when the Association obtains control over the funds, which is generally at the time of receipt.

If conditions are attached to the grant that must be satisfied before the Association is eligible to receive the contribution, recognition of the grant as revenue will be deferred until those conditions are satisfied.

All revenue is stated net of the amount of goods and services tax.

Contingent Liabilities

The Association had no contingent liabilities as at 30 June 2023 (30 June 2022: nil)

Commitments

The Association had no commitments as at 30 June 2023 (30 June 2022: nil)

Certificate By Members of the Board

Water Polo South Australia

For the year ended 30 June 2023

The attached financial statements of Water Polo South Australia for the year ended 30 June 2023 are, in our opinion properly drawn up:

1. so as to present fairly the financial position of the Association's financial position as at 30 June 2023 and the results of its operations for the year then ended, and;
2. in accordance with the provisions of the Association rules, and;
3. in accordance with applicable accounting policies described in Note 1 to the financial statements.

In the Board Members' opinion there are reasonable grounds to believe that the Association will be able to pay its debts as and when they become due.

During the financial year no

1. officer of the Association.
2. firm of which the officer is a member; and
3. corporation in which an officer has a substantial financial interest, have received or become entitled to receive a benefit as a result of a contract between the officer, firm or corporation and the Association.

This declaration is made in accordance with a resolution of the

Board Members.

Mark Dayman (President)

(Director)


Dated: / /

Auditors Report

Water Polo South Australia

For the year ended 30 June 2023

6. STATE REPRESENTATIVE TEAMS



5 teams participated at the 2022 National State Championships. This season saw many of our youth being selected for attend the National Age Group program for the Youth and Cadet Squads

Congratulations to the following players.

- Harrison Haynes (Vikings) – Youth Men Squad
 - Michael Ward (Vikings) – Youth Men Squad
 - Ben Taylor (Vikings) – Youth Men Squad
 - Jake Martin (Vikings) – Youth Men Squad
 - Sam Ciccocioppo (Vikings) – Cadet Men Squad
 - Charlie Smart (Vikings) – Cadet Men Squad
 - Elijah Morphett (Henley)– Cadet Men Squad
 - Oliver Maddern (SPOC) – Cadet Men Squad
 - Milly Bradley (Henley) – Youth Women Squad
 - Tayla Dawkins (Henley) – Youth Women Squad
 - Eliza Plouffe (Henley) – Youth Women Squad
 - Chelsea Frost (Henley) – Cadet Women Squad
-
- Ben Taylor (Vikings) – 18&U Gold Men - US Tour 2023
 - Charlie Smart (Vikings) – 16&U Navy Men - New Zealand Tour 2023
 - Sam Ciccocioppo (Vikings) – 16&U Blue Men - New Zealand Tour 2023

NZ Test Match Series & Training Camp

- Sam McKenzie (Vikings)
- Tayla Dawkins (Henley)
- Tahlia Scipioni (SPOC)

20&U Women Team – World Aquatics U20 Water Polo Championship Portugal – 8-15 September 2023

- Tayla Dawkins (Henley Sharks)

Australian Junior Women’s Squad

- Tahlia Scipioni (SPOC) – USA Tour
- Tayla Dawkins (Henley) – 19&U Female

Australian Junior Men’s Squad

- Sam McKenzie (Vikings) – 19&U Male

Aussie Sharks – European Tour and World Cup 1 Squad Montenegro 8-13 March 2023

- Joseph Parnis (previously Tritons)
- Sam McKenzie (Vikings) – 19&U Male

2023 WPA Young Achiever of the Year

- Tahlia Scipioni (SPOC)

WPSA 19&U Girls – Melbourne 2022

- **COACH:** Eddie Denis
- **TEAM MANAGER:** Sophia Scipioni

1. Alyssa West - GK (QLD)
2. Milly Bradley (T)
3. Charley Porter (NSW)
4. Eliza Plouffe (T)
5. Ashlee Dobell (NSW)
6. Tayla Dawkins (H)
7. Tahlia Scipioni (S)
8. Jasmine Crosby (T)
9. -
10. Nicolette Miller (S)
11. Kate Baker (V)
12. Olivia Scamoni (V)
13. Saskia Jonats (S)



WPSA 17&U Boys – Melbourne 2022

- **COACH:** Dusan Damjanovic
- **TEAM MANAGER:** Matt Martin

1. Michael Ward – GK (V)
2. Charlie Morkunas (V)
3. Jake Martin (V)
4. Jack Lawson (V)
5. Harrison Haynes (V)
6. William Disney (S)
7. Daniel Spiby – VC (T)
8. Ben Taylor – C (V)
9. Michael Lazarevich (S)
10. Benjamin Baker (V)
11. Drew Stevens (V)
12. Jay Park (V)
13. Same Leece (NSW)



WPSA 17&U Girls – Gold Coast 2022

- **COACH:** Matt Martin
- **TEAM MANAGER:** Sarah Bradley

1. Zara Dirk – GK (H)
2. Sophie Dansie (T)
3. Chloe Watson (NSW)
4. Eliza Plouffe – VC (T)
5. Emily Laing (S)
6. Tayla Dawkins – C (H)
7. Evie Ellis (NSW)
8. Lulu McEwin (T)
9. Ella Broadbent (H)
10. Kasundi Stone (T)
11. Milly Bradley (H)
12. Olivia Scamoni (V)
13. Lily Johnson (NSW)



WPSA 15&U Boys – Melbourne 2022

• **COACH:** Catherine O’Sullivan

• **TEAM MANAGER:** Jack Cleary

1. Yibin Khuu - GK (V)
2. Charlie Smart (V)
3. Cohen Traeger (V)
4. Oliver Lipkiewicz (V)
5. Donovan Fahey (S)
6. Oliver Maddern (S)
7. Emerson Cooper (S)
8. Elijah Morphett (H)
9. Samuel Ciccocioppo –C (V)
10. Ben Ward (V)
11. Nick Ricciuto (V)
12. Lewis Pinyon (V)
13. Hudson Pentland –GK (V)



2023 - Australian Water Polo Youth Championships



The AYC competition is a National Club competition that draws all Australian Clubs together over a two-week period. The competition is split between a Gold division and developmental Green division for each age group.

South Australia had 4 teams (see table below), compete in the Gold section of the competition. These four teams all finished about mid-table with some good wins against strong opposition through the tournament.

We also had 3 teams competed in the Green side of their respective competitions, with the 14&U Boys team and 16&U Girls team being composite teams with WA and QLD clubs respectively.

The final team placings do not reflect the many nail-biting games which occurred at this competition.

Sending seven teams to a competition is a major undertaking and we would like to acknowledge the time and effort put in by team coaches and managers to achieve this, as well as the support of parents and Anna Porcara at the competition this year.

Team Rankings

TEAM	PLACED	NUMBER OF TEAMS
14&U Boys GREEN	6	10
14&U Girls GREEN	5	6
16&U Boys GOLD	10	16
16&U Girls GREEN	15	15
16&U Girls GOLD	12	16
18&U Boys GOLD	10	16
18&U Girls GOLD	10	16

WPSA / WA Newman- 14&U Boys GREEN – Perth 2023

- **COACH:** Catherine O'Sullivan
- **TEAM MANAGER:** Alison Walsh

1. Miles Fotheringham (GK)
2. Jake Potter
3. Andrew Chong (WA)
4. Angus Sloan
5. Emmett McHugh (WA)
6. Henry LeRay
7. Harvey Bryant
8. Oscar Hibbs (WA)
9. Kai Ivins
10. Beau Walsh
11. Thomas Foster (WA)
12. Isaac Allen
13. Mitchell Pappas (WA)
14. Jake Boyce (WA)
15. Liam White (WA)



WPSA 14&U Girls GREEN – Perth 2023

- **COACH:** Matt Martin
- **TEAM MANAGER:** Daniel Martin

1. Emily Walsh (GK)
2. Ava Fox
3. Saskia Kellaway
4. Tahlia Martin
5. Clara Fay
6. Miranda Thomas
7. Olivia Martin
8. Cai Gerke-Crabb
9. Lucia Ciccocioppo
10. Zara Shuttleworth
11. Stella Hammond (QLD)



WPSA 16&U Boys GOLD – Perth 2023

- **COACH:** Dusan Damjanovic
- **TEAM MANAGER:** Hayley Traeger

1. Yibin Khuu (GK)
2. Oliver Lipkiewicz
3. Cohen Traeger
4. Elijah Morphett
5. Donovan Fahey
6. Charlie Waltham
7. Harry Wall
8. Charlie Smart
9. Samuel Ciccocioppo
10. Lewis Pinyon
11. Nicky Lockie
12. Thomas Lindsay
13. Nathan Bishop



WPSA/QLD Warriors - 16&U Girls GREEN – Perth 2023

- **COACH:** Ashley Murray
- **TEAM MANAGER:** Petrea Mackie

1. Zenya Zarcinas (GK)
2. Amelie Peach
3. Emerson Warren
4. Ilana Meyer
5. Zara Gilbert
6. Sienna Keidke (QLD)
7. Raphaelle Vasilikiotis
8. Charlotte Brereton
9. Isabelle Mackie
10. Alexandra Vukelic (Qld)
11. Charlotte Devey
12. Arwyn Freer (Qld)
13. Paige Evans (Qld)
14. Scarlett Brosteanu (Qld)
15. Emily Doyle (Qld)



WPSA - 16&U Girls GOLD – Perth 2023

- **COACH:** Sarah Fleming
- **TEAM MANAGER:** Cheree McEwin

1. Alexia Cordera (GK)
2. Annabel McNally
3. Chelsea Frost
4. Morgan Hillman
5. Lilli Morkunas
6. Layla DePasquale
7. Mabel Farrell
8. Aeirian Gerke-Crabb
9. Saskia Roberts
10. Zoe Goldsworthy
11. Jemima McEwin
12. Olivia Reynolds
13. Isabella Howie



WPSA 18&U Boys GOLD – Perth 2023

- **COACH:** Raf Sterk
- **TEAM MANAGER:** Michael & Rebecca Stevens

1. Julian Hyde-Kelly (GK)
2. Italo Pisedda (WA)
3. Jake Martin
4. Jack Lawson
5. Harrison Haynes
6. William Disney
7. Daniel Spiby
8. Charles Atkins
9. Michael Lazarevich
10. Charles Roberts
11. Drew Stevens
12. Henry Smart
13. Yibin Khuu (GK)



WPSA 18&U Girls GOLD – Perth 2023

- COACH: Sophie Munchenberg
- TEAM MANAGER: Cheree McEwin

1. Claudia Pearce (GK)
2. Alice Braithwaite
3. Daisy Braithwaite
4. Eliza Plouffe
5. Emily Laing
6. Tayla Dawkins
7. Lulu McEwin
8. Zoe Barnett
9. Sophie Dansie
10. Kasundi Stone
11. Milly Bradley
12. Olivia Scamoni
13. Ella Broadbent (GK)



7. FYFE Adelaide Jets National League Teams

MOST VALUED PLAYER

Tahlia Scipioni

HIGHEST GOAL SHOOTER

Tayla Dawkins 37 Goals



FYFE Adelaide/Hobart Jets Women AWL–2023



- **COACH:** Eddie Denis
- **TEAM MANAGER:** Sophia Scipioni

1. Horatia Schlect (GK) (QLD)
2. Lily Carrick (QLD)
3. Elma Brica (TAS)
4. Eliza Plouffe
5. Mary Comiskey (QLD)
6. **Tayla Dawkins (co-captain)**
7. **Tahlia Scipioni (co-captain)**
8. Ashlee Dobell (NSW)
9. Carys Jones
10. Nicolette Miller
11. Kate Baker
12. Olivia Scamoni
13. Milly Bradley
14. Annabel Cowen (QLD)



TOURNAMENT STATS:

Surname	First name	Team	Kap 7 Tournament			Phase 2			Total Games Attended	Total Major Fouls	Total Goals
			Attended	Major Fouls	Goals	Attended	Major Fouls	Goals			
Baker	Kate	AWL Womens	9	4	3	8	12	5	17	16	8
Bradley	Milly	AWL Womens	7	3		6	5		13	8	0
Brica	Elma	AWL Womens	10	9					10	9	0
Carrick	Lily	AWL Womens	10	10	4	6	2	2	16	12	6
Comiskey	Mary	AWL Womens	10	9	4	6	3	3	16	12	7
Cowan	Annabel	AWL Womens	9		1	4			13	0	1
Dawkins	Tayla	AWL Womens	6	10	13	8	10	24	14	20	37
Dobell	Ashlee	AWL Womens	10	10	8	7	2	7	17	12	15
Jones	Carys	AWL Womens	5	2		2			7	2	0
Miller	Nicolette	AWL Womens	10	19	15	8	12	15	18	31	30
Plouffe	Eliza	AWL Womens	10	6	2	6	5	4	16	11	6
Scamoni	Olivia	AWL Womens	10	4	4	8	6		18	10	4
Schlect	Horatia	AWL Womens	10			4			14	0	0
Scipioni	Tahlia	AWL Womens	10	19	11	8	4	8	18	23	19

MOST VALUED PLAYER
HIGHEST GOAL SHOOTER
TOURNAMENT STATS

Nic Maddern
Nic Maddern

38 Goals



FYFE Adelaide/Hobart Jets Men AWL–2023



- **COACH:** Rafael Sterk
- **TEAM MANAGER:** Tim Slaven

1. Sam Potter (GK)
2. Ben Brown (USA)
3. Sebastian Houston (WA)
4. **Alex Murphy (Captain)**
5. Angus Parker
6. Andrew Hudson (TAS)
7. Hunter Wright (TAS)
8. Joshua Wylie (TAS)
9. Nicolas Maddern
10. Jet Lewis
11. Patrick O'Neill (NZ)
12. Sam O'Neill (NZ)
13. Naseeb Dhillon
14. Mitchell Barnett (TAS)
15. Will Ayres
16. Jake Martin
17. Jack Slaven
18. Andrew Cameron (ACT)

**WARRADALE
HOTEL**

FYFE

Schinella's
Your Local Market

Surname	First name	Team	Kap 7 Tournament			Phase 2			Total Games Attended	Total Major Fouls	Total Goals
			Attended	Major Fouls	Goals	Attended	Major Fouls	Goals			
Ayres	Will	AWL Men's				5			5	0	0
Barnett	Mitchell	AWL Mens	3	2		2			5	2	0
Brown	Ben	AWL Mens	10	4	16	8	7	18	18	11	34
Cameron	Andrew	AWL Mens	9	1		4	2		13	3	0
Dhillon	Naseeb	AWL Mens	8	5		2			10	5	0
Houston	Sebastian	AWL Mens	3	2		6	9	2	9	11	2
Hudson	Andrew	AWL Mens	7	1	3	2			9	1	3
Lewis	Jet	AWL Mens	6	2	2	8	5	3	14	7	5
Maddern	Nicolas	AWL Mens	10	5	13	8	4	25	18	9	38
Martin	Jake	AWL Mens	4	4	1	6	5	2	10	9	3
Murphy	Alex	AWL Mens	10	4	11	8	4	7	18	8	18
O'Neill	Sam	AWL Mens	10	9	6	8	10	5	18	19	11
O'Neill	Patrick	AWL Mens	10	14	9	8	13	3	18	27	12
Parker	Angus	AWL Mens	8	2		8	1		16	3	0
Potter	Sam	AWL Mens	3			6			9	0	0
Slaven	Jack	AWL Mens	10	6	1	7	3	4	17	9	5
Wright	Hunter	AWL Mens	10	18	3	6	6	6	16	24	9
Wylie	Joshua	AWL Mens	10	16					10	16	0

8. SEASON STATISTICS AND AWARDS



Summer Competition Premiership Winners

Grade	SEASON WINNER	Runner Up
A Grade Men	Adelaide Tritons	Adelaide Vikings
A Grade Women	Henley Sharks	Adelaide Vikings
B Grade Men	Adelaide Vikings	Henley Sharks
B Grade Women	Adelaide Vikings	Henley Sharks
17&U Boys	Adelaide Vikings BLACK Team	Adelaide Vikings RED Team
17&U Girls	Adelaide Tritons	Henley Sharks
14&U Mixed	SPOC (St Peters Old Collegians)	Adelaide Vikings

14&U Mixed 14&U Mixed Ladder

Team	Played	Wins	Draws	Losses	Forfeits	BYEs	For	Against	Diff.	Points	WR ^A
1.SPOC Water Polo 14&U Mixed	16	14	0	2	0	0	143	92	51	44	92%
2.Adelaide Vikings Water Polo Club 14&U Mixed	17	9	2	6	0	0	136	111	25	37	73%
3.Adelaide Tritons Water Polo Club 14&U Mixed	16	6	2	8	0	0	106	106	0	30	63%
4.Henley Sharks Water Polo Club 14&U Mixed	15	1	0	14	0	0	68	144	-76	17	38%

17&U Boys 17&U Boys Ladder

Team	Played	Wins	Draws	Losses	Forfeits	BYEs	For	Against	Diff.	Points	WR ^A
1.Adelaide Vikings Water Polo Club 17&U Boys BLACK	12	11	0	1	0	3	147	52	95	34	94%
2.Adelaide Vikings Water Polo Club 17&U Boys RED	12	6	1	5	0	3	100	54	-46	25	69%
3.SPOC Water Polo 17&U Boys WHITE	12	5	1	6	0	3	84	100	-16	23	64%
4.SPOC Water Polo 17&U Boys BLUE	12	5	0	7	0	3	55	116	-61	22	61%
5.Henley Sharks Water Polo Club /Triton 17&U Boys	12	1	0	11	0	3	57	121	-64	14	39%

17&U Girls 17&U Girls Ladder

Team	Played	Wins	Draws	Losses	Forfeits	BYEs	For	Against	Diff.	Points	WR ^A
1.Adelaide Tritons Water Polo Club 17&U Girls	15	14	1	0	0	0	194	56	138	44	98%
2.SPOC Water Polo 17&U Girls	15	8	2	5	0	0	136	108	28	33	73%
3.Henley Sharks Water Polo Club 17&U Girls	15	4	0	11	0	0	108	167	-59	23	51%
4.Adelaide Vikings Water Polo Club 17&U Girls	15	2	1	12	0	0	87	194	-107	20	44%

B Grade Men B Grade Men Ladder

Team	Played	Wins	Draws	Losses	Forfeits	BYEs	For	Against	Diff.	Points	WR ^A
1.Henley Sharks Water Polo Club B Men	12	9	1	2	0	3	70	31	39	31	86%
2.Adelaide Tritons Water Polo Club B Men	12	8	2	2	0	3	77	37	40	30	83%
3.Adelaide Vikings Water Polo Club B Men Black	12	7	1	4	0	3	58	45	13	27	75%
4.SPOC Water Polo B Men BLUE	12	0	0	12	0	3	0	45	-45	12	33%
5.SPOC Water Polo B Men WHITE	12	0	0	12	0	3	7	54	-47	12	33%

B Grade Women B Grade Women Ladder

Team	Played	Wins	Draws	Losses	Forfeits	BYEs	For	Against	Diff.	Points	WR ^A
1.Henley Sharks Water Polo Club B Women	15	11	2	2	0	0	107	59	48	39	87%
2.Adelaide Vikings Water Polo Club B Women	15	9	3	3	0	0	105	62	43	36	80%
3.SPOC Water Polo B Women	15	5	1	9	0	0	76	116	-40	26	58%
4.Adelaide Tritons Water Polo Club B Women	15	1	2	12	0	0	36	87	-51	19	42%

A Grade Men A Grade Men Ladder

Team	Played	Wins	Draws	Losses	Forfeits	BYEs	For	Against	Diff.	Points	WR ^A
1.Adelaide Vikings Water Polo Club A Grade Men	11	8	0	3	0	5	109	79	30	27	82%
2.Adelaide Tritons Water Polo Club A Men	10	5	0	5	0	5	52	40	12	20	67%
3.Henley Sharks Water Polo Club /SPOC - A Grade Men	9	1	0	8	0	5	42	84	-42	11	41%

A Grade Women A Grade Women Ladder

Team	Played	Wins	Draws	Losses	Forfeits	BYEs	For	Against	Diff.	Points	WR ^A
1.Henley Sharks Water Polo Club A Women	14	14	0	0	0	1	204	78	126	42	100%
2.Adelaide Vikings Water Polo Club A Women	14	8	0	6	0	1	131	126	5	30	71%
3.SPOC Water Polo A Grade Women	13	3	0	10	0	2	71	136	-65	19	49%
4.Adelaide Tritons Water Polo Club A Women	11	1	0	10	0	0	57	123	-66	13	39%

Summer Competition Best & Fairest

Grade	BEST & FAIREST	Runner Up
A Grade Men	Joshua Frost	Will Dayman
A Grade Women	Tayla Dawkins	Milly Bradley
B Grade Men	Ian Mountfield	Daniel Spiby / Jabez Renko
B Grade Women	Chelsea Frost	Zoe Barnett
17&U Boys	Sam Ciccocioppo / Will Disney	Jake Martin
17&U Girls	Annabel McNally	Claudia Pearce
14&U Mixed	Beau Walsh	Kai Ivins



Summer Competition Highest Goal Scorer

Grade	HIGHEST GOAL SCORER	GOALS	Runner Up	GOALS
A Grade Men	Joshua Frost	22	Will Dayman	12
A Grade Women	Tayla Dawkins	59	Jessica Martin	33
B Grade Men	Ian Mountfield	20	Daniel Spiby	16
B Grade Women	Chelsea Frost	27	Mabel Farrell	22
17&U Boys	Jake Martin	51	Ben Baker/Sam Ciccocioppo	38
17&U Girls	Annabel McNally	49	Milly Bradley/Mabel Farrell	47
14&U Mixed	Beau Walsh	51	Kai Ivins	46

9. MEMBERSHIP STATISTICS

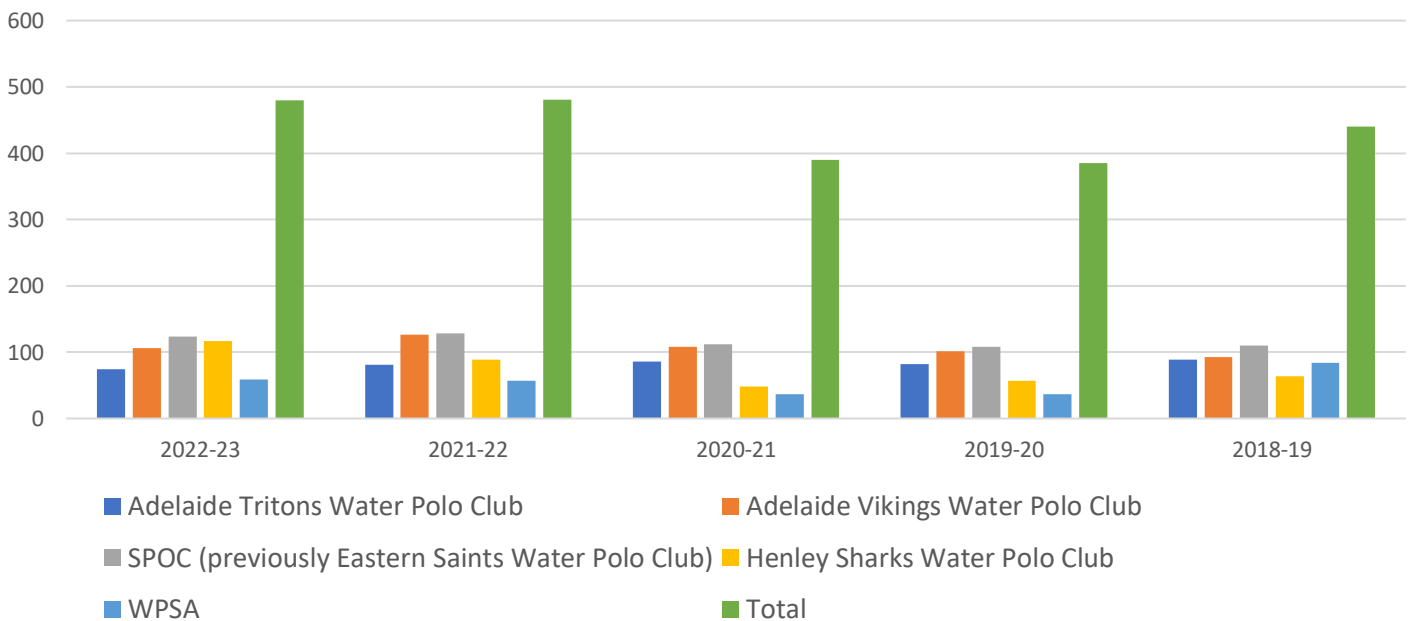
TOTAL MEMBERS 2022 - 23

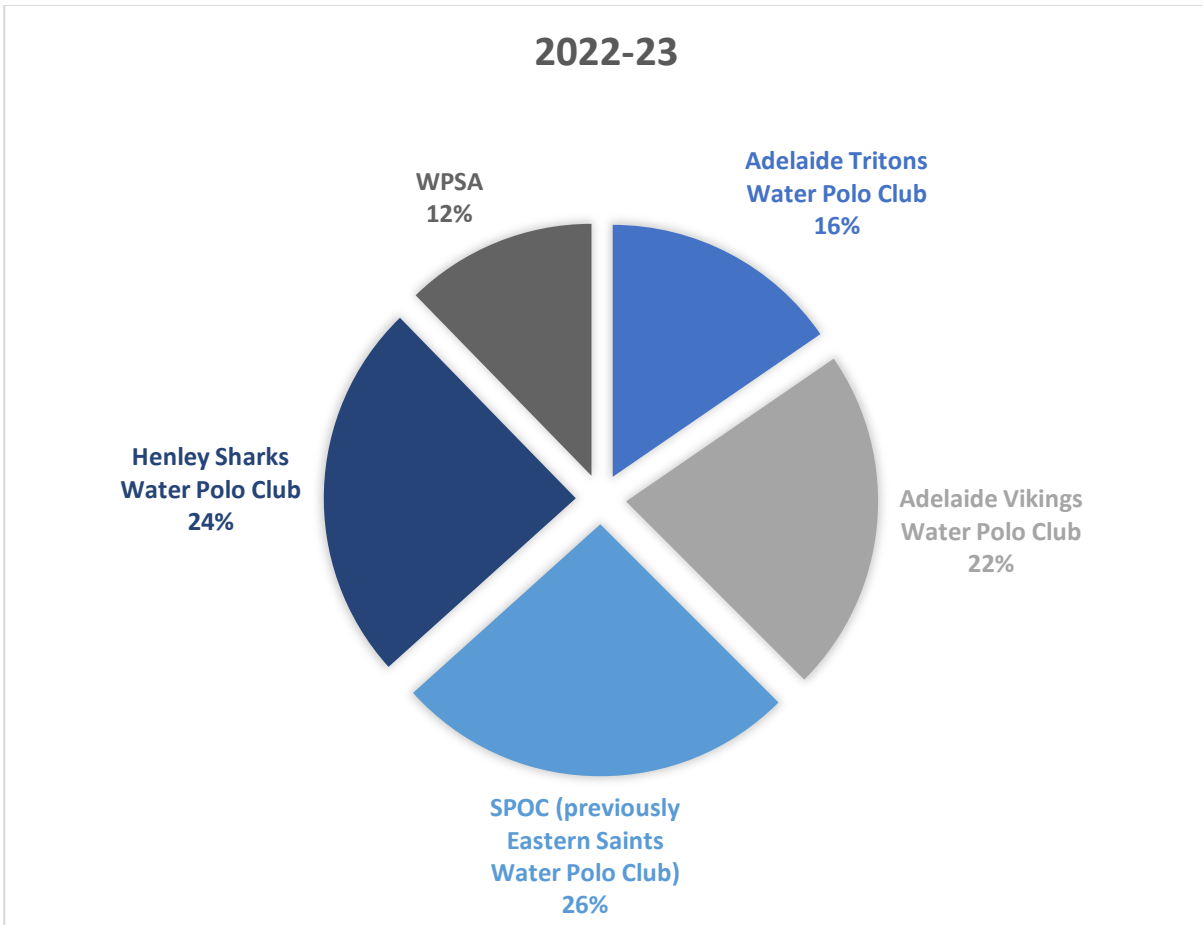
Club	Female Members	Male Members	Non-Gender	Total Members	AWL Import Membership	Come & Try	Flippa Ball	Junior Membership	Youth Membership	Senior Membership	New Player Social Membership	Non-Playing Social Membership	WPSA Life Member	Post Jan Flippa Ball	Post January - Junior Member	Post January - Youth Member	Post January - Senior Member	Post January - Social Membership	School Membership	Coach / Referee only	State Trng only	Unpaid	Volunteers/Staff
Adelaide Tritons Water Polo Club	39	35		74					35	14	10		1			1		1				3	8
Adelaide Vikings Water Polo Club	31	75		106			3		57	17	7		3	3			1			1			14
SPOC (St Peters Old Collegians)	46	78		124			5		49	26	19			4		8	1	1				1	10
Henley Sharks Water Polo Club	50	47	1	117		19	12		21	25	19					2				7		1	11
WPSA	21	38		59	3	1	11			1			3	2			2		1	1	6	2	26
Total Members 2022/23	187	273	1	480	3	20	31	0	162	83	55	0	7	9	0	11	4	2	1	10	6	7	69

TOTAL MEMBERS 2021-22

Club	Female Members	Male Members	Non-Gender	Total Members	AWL Import Membership	Come & Try	Flippa Ball	Junior Membership	Youth Membership	Senior Membership	New Player Social Membership	Non-Playing Social Membership	WPSA Life Member	Post Jan Flippa Ball	Post January - Junior Member	Post January - Youth Member	Post January - Senior Member	Post January - Social Membership	School Membership	Coach / Referee only	State Trng only	Unpaid	Volunteers/Staff
Adelaide Tritons Water Polo Club	38	43		81				2	26	33	7	6	1					1					5
Adelaide Vikings Water Polo Club	41	85		126			4	6	47	35	2	1	2				6	3					20
SPOC (formerly Eastern Saints)	50	78		128			3	13	33	42	6	8			1		7	3					12
Henley Sharks Water Polo Club	53	35	1	89			1	4	17	31		4					1		21				10
WPSA	6	51		57			12	1		1	17	1	1				1		12	2			9
Total Members 2021/22	188	292	1	481	0	0	20	26	123	142	32	20	4	1	0	15	7	33	2	0	0	0	56

Membership Statistics





10. GOVERNANCE

Board meeting attendance December 22 – June 23 (New board members elected at AGM November 30, 2022)

	Dec	Jan	Feb	Mar	April	May	June
Mark Dayman	✓	✓	✓	✓	✓	✓	✓
Tammy Taylor	✓	✓	✓	✓	✓	✓	A
Matthew Lawson	✓	✓	✓	✓	✓	✓	✓
Tim Dansie	✓	✓	✓	✓	✓	✓	✓
Tom Dayman	✓	✓	A	✓	✓	✓	✓
Sarah Meertens	✓	✓	✓	✓	✓	✓	✓
Michelle Barnes	✓	✓	*				

*Michelle Barnes resigned February 2023

A - apology

Water Polo SA

would like to acknowledge and thank our Sponsors



FYFE



**WARRADALE
HOTEL**



the maid



LAKES HOTEL
EST. 1985



Water Polo

SOUTH AUSTRALIA

443 Morphet Road, Oaklands Park SA 5046